


Catoosa County Board of Elections and Registration  
Election Certification Meeting June 19, 2020

The Catoosa County Board of Elections and Registration met on Friday, June 19, 2020 at 4 pm at Freedom Center. Rickey Kittle called the meeting to order. Ron Mckelvy opened the meeting with prayer. Howard Long called roll. Nina Crawford and Phil Langston were absent.

New Business


- Howard Long made the motion to certify the 3-24-2020 PPP and the 6-9-2020 General Primary. Ron Mckelvy made the second. All approved.

Howard Long made a motion to adjourn. Ron Mckelvy made the second. All approved.  
Meeting adjourned.



---

Rickey Kittle



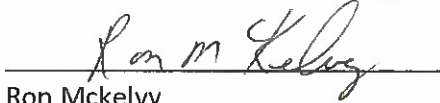
---

Howard Long



---

Nina Crawford



---

Ron Mckelvy

---

Phil Langston

**CERTIFICATION OF RETURNS FOR:**

MARCH 24, 2020 **REPUBLICAN PRESIDENTIAL PREFERENCE PRIMARY**

Platteau  
(COUNTY)

Instructions: Prepare and print 4 copies of the Election Summary for the Republican Party ( county consolidated vote totals report that is generated by EMS). Attach copies of this consolidated certification report as follows:

1. White sheet is attached to Election Summary and returned to Secretary of State.
2. Yellow sheet is attached to Election Summary and maintained by Superintendent.
3. Pink sheet is attached to Election Summary and sent to Clerk of Superior Court.
4. Goldenrod sheet is attached to Election Summary and immediately posted at the Courthouse

ELECTION SUMMARY MUST BE ATTACHED TO THIS FORM

We, the undersigned Superintendent/Supervisor of Elections and his/her Assistants, do jointly and severally certify that the attached Election Summary is a true and correct count of the votes cast in this County for the candidates in the Republican Primary Primary.

In TESTIMONY WHEREOF, We have hereunto set our hands and seals this 11 day of JUNE, 2020. SIGNED IN QUADRUPLICATE.

[Signature] Assistant  
[Signature] Assistant  
[Signature] Assistant  
\_\_\_\_ Assistant  
\_\_\_\_ Assistant

[Signature]  
Superintendent/Supervisor Of Elections

**CERTIFICATION OF RETURNS FOR:**

MARCH 24, 2020 DEMOCRATIC PRESIDENTIAL PREFERENCE PRIMARY

CATOOSA  
(COUNTY)

Instructions: Prepare and print 4 copies of the Election Summary for the Democratic Party ( county consolidated vote totals report that is generated by EMS). Attach copies of this consolidated certification report as follows:

- 1. White sheet is attached to Election Summary and returned to Secretary of State.
- 2. Yellow sheet is attached to Election Summary and maintained by Superintendent.
- 3. Pink sheet is attached to Election Summary and sent to Clerk of Superior Court.
- 4. Goldenrod sheet is attached to Election Summary and immediately posted at the Courthouse

ELECTION SUMMARY MUST BE ATTACHED TO THIS FORM

We, the undersigned Superintendent/Supervisor of Elections and his/her Assistants, do jointly and severally certify that the attached Election Summary is a true and correct count of the votes cast in this County for the candidates in the Democratic Primary Runoff.

In TESTIMONY WHEREOF, We have hereunto set our hands and seals this 11 day of June, 2020. SIGNED IN QUADRUPLICATE.

[Signature] Assistant  
[Signature] Assistant  
[Signature] Assistant  
\_\_\_\_ Assistant  
\_\_\_\_ Assistant

[Signature]  
Superintendent/Supervisor Of Elections

# Election Summary Report

General Election

CATOOSA

March 24, 2020

Summary for: All Contests, All Districts, All Tabulators, All Counting Groups

Precincts Reported: 0 of 11 (0.00%)

Registered Voters: 1,985 of 0 (N/A)

Ballots Cast: 1,985

## REP - President of the United States (Vote for 1)

REP

Precincts Reported: 0 of 11 (0.00%)

|                     |       | Election Day | Advanced Voting | Absentee by Mail | Provisional | All BMD | Total         |
|---------------------|-------|--------------|-----------------|------------------|-------------|---------|---------------|
| Times Cast          |       | 0            | 1,047           | 81               | 0           | 0       | 1,128 / 0 N/A |
| Candidate           | Party | Election Day | Advanced Voting | Absentee by Mail | Provisional | All BMD | Total         |
| Donald J. Trump (I) |       | 0            | 1,041           | 81               | 0           | 0       | 1,122         |
| Total Votes         |       | 0            | 1,041           | 81               | 0           | 0       | 1,122         |
| Unresolved Write-In |       | Election Day | Advanced Voting | Absentee by Mail | Provisional | All BMD | Total         |
| Unresolved Write-In |       | 0            | 0               | 0                | 0           | 0       | 0             |

## DEM - President of the United States (Vote for 1)

DEM

Precincts Reported: 0 of 11 (0.00%)

|                      |       | Election Day | Advanced Voting | Absentee by Mail | Provisional | All BMD | Total       |
|----------------------|-------|--------------|-----------------|------------------|-------------|---------|-------------|
| Times Cast           |       | 0            | 783             | 74               | 0           | 0       | 857 / 0 N/A |
| Candidate            | Party | Election Day | Advanced Voting | Absentee by Mail | Provisional | All BMD | Total       |
| Michael Bennet       |       | 0            | 1               | 0                | 0           | 0       | 1           |
| Joseph R. Biden      |       | 0            | 542             | 48               | 0           | 0       | 590         |
| Michael R. Bloomberg |       | 0            | 27              | 9                | 0           | 0       | 36          |
| Pete Buttigieg       |       | 0            | 2               | 3                | 0           | 0       | 5           |
| John K. Delaney      |       | 0            | 1               | 0                | 0           | 0       | 1           |
| Tulsi Gabbard        |       | 0            | 3               | 0                | 0           | 0       | 3           |
| Amy Klobuchar        |       | 0            | 4               | 0                | 0           | 0       | 4           |
| Deval Patrick        |       | 0            | 0               | 0                | 0           | 0       | 0           |
| Bernie Sanders       |       | 0            | 175             | 13               | 0           | 0       | 188         |
| Tom Steyer           |       | 0            | 1               | 1                | 0           | 0       | 2           |
| Elizabeth Warren     |       | 0            | 26              | 0                | 0           | 0       | 26          |
| Andrew Yang          |       | 0            | 0               | 0                | 0           | 0       | 0           |
| Total Votes          |       | 0            | 782             | 74               | 0           | 0       | 856         |
| Unresolved Write-In  |       | Election Day | Advanced Voting | Absentee by Mail | Provisional | All BMD | Total       |
| Unresolved Write-In  |       | 0            | 0               | 0                | 0           | 0       | 0           |



**CERTIFICATION OF RETURNS FOR:**

**JUNE 9, 2020 NON-PARTISAN GENERAL PRIMARY ELECTION**

*CATOSA*

(COUNTY)

Instructions: Prepare and print 4 copies of the Election Summary for the Non-Partisan Party (county consolidated vote totals report that is generated by EMS).

Attach copies of this consolidated certification report as follows:

- 1. White sheet is attached to Election Summary and returned to Secretary of State.
- 2. Yellow sheet is attached to Election Summary and maintained by Superintendent.
- 3. Pink sheet is attached to Election Summary and sent to Clerk of Superior Court.
- 4. Goldenrod sheet is attached to Election Summary and immediately posted at the Courthouse

ELECTION SUMMARY MUST BE ATTACHED TO THIS FORM

We, the undersigned Superintendent/Supervisor of Elections and his/her Assistants, do jointly and severally certify that the attached Election Summary is a true and correct count of the votes cast in this County for the candidates in the Non-Partisan Primary.

In TESTIMONY WHEREOF, we have hereunto set our hands and seals this 11 day of June, 2020. SIGNED IN QUADRUPPLICATE.

[Signature] Assistant

[Signature] Assistant

[Signature] Assistant

[Signature] Assistant

[Signature] Assistant

[Signature]  
Superintendent/Supervisor Of Elections

**CERTIFICATION OF RETURNS FOR:**

JUNE 9, 2020 **REPUBLICAN** GENERAL PRIMARY ELECTION

  CATOOSA  

(COUNTY)

Instructions: Prepare and print 4 copies of the Election Summary for the Republican Party (county consolidated vote totals report that is generated by EMS).

Attach copies of this consolidated certification report as follows:

- 1. White sheet is attached to Election Summary and returned to Secretary of State.
- 2. Yellow sheet is attached to Election Summary and maintained by Superintendent.
- 3. Pink sheet is attached to Election Summary and sent to Clerk of Superior Court.
- 4. Goldenrod sheet is attached to Election Summary and immediately posted at the Courthouse

ELECTION SUMMARY MUST BE ATTACHED TO THIS FORM

We, the undersigned Superintendent/Supervisor of Elections and his/her Assistants, do jointly and severally certify that the attached Election Summary is a true and correct count of the votes cast in this County for the candidates in the Republican Primary.

In TESTIMONY WHEREOF, we have hereunto set our hands and seals this   11   day of   June  , 20   20  . SIGNED IN QUADRUPLICATE.

  [Signature]   Assistant  
  [Signature]   Assistant  
  [Signature]   Assistant  
  [Signature]   Assistant  
  [Signature]   Assistant

  [Signature]    
Superintendent/Supervisor Of Elections



**CERTIFICATION OF RETURNS FOR:**

**JUNE 9, 2020 DEMOCRATIC PRESIDENTIAL PREFERENCE PRIMARY**

CATOOSA  
(COUNTY)

Instructions: Prepare and print 4 copies of the Election Summary for the Democratic Party (county consolidated vote totals report that is generated by EMS).  
Attach copies of this consolidated certification report as follows:  
1. White sheet is attached to Election Summary and returned to Secretary of State.  
2. Yellow sheet is attached to Election Summary and maintained by Superintendent.  
3. Pink sheet is attached to Election Summary and sent to Clerk of Superior Court.  
4. Goldenrod sheet is attached to Election Summary and immediately posted at the Courthouse  
**ELECTION SUMMARY MUST BE ATTACHED TO THIS FORM**

We, the undersigned Superintendent/Supervisor of Elections and his/her Assistants, do jointly and severally certify that the attached Election Summary is a true and correct count of the votes cast in this County for the candidates in the Democratic Primary.

In TESTIMONY WHEREOF, we have hereunto set our hands and seals this 11 day of JUNE, 2020. SIGNED IN QUADRUPPLICATE.

[Signature] Assistant  
[Signature] Assistant  
[Signature] Assistant  
[Signature] Assistant  
[Signature] Assistant

[Signature]  
Superintendent/Supervisor Of Elections

# Election Summary Report

Closed Primary

CATOOSA

May 19, 2020

Summary for: All Contests, All Districts, All Tabulators, All Counting Groups

Precincts Reported: 0 of 11 (0.00%)

Registered Voters: 13,695 of 0 (N/A)

Ballots Cast: 13,695

## REP - President of the United States (Vote for 1)

REP

Precincts Reported: 0 of 11 (0.00%)

| Times Cast          |       | Election Day | Advanced Voting | Absentee by Mail | Provisional | All BMD | Total          |
|---------------------|-------|--------------|-----------------|------------------|-------------|---------|----------------|
|                     |       | 3,894        | 2,153           | 3,968            | 12          | 0       | 10,027 / 0 N/A |
| Candidate           | Party | Election Day | Advanced Voting | Absentee by Mail | Provisional | All BMD | Total          |
| Donald J. Trump (I) |       | 3,779        | 2,065           | 3,748            | 12          | 0       | 9,604          |
| Total Votes         |       | 3,779        | 2,065           | 3,748            | 12          | 0       | 9,604          |
| Unresolved Write-In |       | Election Day | Advanced Voting | Absentee by Mail | Provisional | All BMD | Total          |
|                     |       | 0            | 0               | 0                | 0           | 0       | 0              |

## DEM - President of the United States (Vote for 1)

DEM

Precincts Reported: 0 of 11 (0.00%)

| Times Cast           |       | Election Day | Advanced Voting | Absentee by Mail | Provisional | All BMD | Total         |
|----------------------|-------|--------------|-----------------|------------------|-------------|---------|---------------|
|                      |       | 560          | 128             | 1,222            | 0           | 0       | 1,910 / 0 N/A |
| Candidate            | Party | Election Day | Advanced Voting | Absentee by Mail | Provisional | All BMD | Total         |
| Michael Bennet       |       | 2            | 0               | 2                | 0           | 0       | 4             |
| Joseph R. Biden      |       | 420          | 100             | 1,016            | 0           | 0       | 1,536         |
| Michael R. Bloomberg |       | 3            | 1               | 18               | 0           | 0       | 22            |
| Pete Buttigieg       |       | 7            | 0               | 8                | 0           | 0       | 15            |
| John K. Delaney      |       | 0            | 0               | 1                | 0           | 0       | 1             |
| Tulsi Gabbard        |       | 4            | 0               | 2                | 0           | 0       | 6             |
| Amy Klobuchar        |       | 4            | 0               | 10               | 0           | 0       | 14            |
| Deval Patrick        |       | 0            | 0               | 0                | 0           | 0       | 0             |
| Bernie Sanders       |       | 104          | 19              | 108              | 0           | 0       | 231           |
| Tom Steyer           |       | 0            | 0               | 2                | 0           | 0       | 2             |
| Elizabeth Warren     |       | 9            | 8               | 20               | 0           | 0       | 37            |
| Andrew Yang          |       | 6            | 0               | 17               | 0           | 0       | 23            |
| Votes                |       | 559          | 128             | 1,204            | 0           | 0       | 1,891         |
| Unresolved Write-In  |       | Election Day | Advanced Voting | Absentee by Mail | Provisional | All BMD | Total         |
|                      |       | 0            | 0               | 0                | 0           | 0       | 0             |



# REP - US Senate (Vote for 1) REP

Precincts Reported: 0 of 11 (0.00%)

| Times Cast |  | Election Day | Advanced Voting | Absentee by Mail | Provisional | All BMD | Total          |
|------------|--|--------------|-----------------|------------------|-------------|---------|----------------|
|            |  | 3,995        | 2,650           | 4,409            | 14          | 0       | 11,068 / 0 N/A |

| Candidate           | Party | Election Day | Advanced Voting | Absentee by Mail | Provisional | All BMD | Total  |
|---------------------|-------|--------------|-----------------|------------------|-------------|---------|--------|
| David A. Perdue (I) |       | 3,655        | 2,387           | 4,036            | 14          | 0       | 10,092 |
| <b>Total Votes</b>  |       | 3,655        | 2,387           | 4,036            | 14          | 0       | 10,092 |

| Unresolved Write-In |  | Election Day | Advanced Voting | Absentee by Mail | Provisional | All BMD | Total |
|---------------------|--|--------------|-----------------|------------------|-------------|---------|-------|
|                     |  | 0            | 0               | 0                | 0           | 0       | 0     |

# DEM - US Senate (Vote for 1) DEM

Precincts Reported: 0 of 11 (0.00%)

| Times Cast |  | Election Day | Advanced Voting | Absentee by Mail | Provisional | All BMD | Total         |
|------------|--|--------------|-----------------|------------------|-------------|---------|---------------|
|            |  | 612          | 194             | 1,524            | 0           | 0       | 2,330 / 0 N/A |

| Candidate                | Party | Election Day | Advanced Voting | Absentee by Mail | Provisional | All BMD | Total |
|--------------------------|-------|--------------|-----------------|------------------|-------------|---------|-------|
| Sarah Riggs Amico        |       | 127          | 32              | 199              | 0           | 0       | 358   |
| Marcketh Dejesus         |       | 46           | 6               | 58               | 0           | 0       | 110   |
| James Knox               |       | 55           | 19              | 118              | 0           | 0       | 192   |
| Maia Carpenter McCracken |       | 75           | 33              | 179              | 0           | 0       | 287   |
| Paul Ossoff              |       | 149          | 48              | 387              | 0           | 0       | 584   |
| Maya Dillard Smith       |       | 64           | 19              | 117              | 0           | 0       | 200   |
| Teresa Pike Tomlinson    |       | 60           | 26              | 259              | 0           | 0       | 345   |
| <b>Total Votes</b>       |       | 576          | 183             | 1,317            | 0           | 0       | 2,076 |

| Unresolved Write-In |  | Election Day | Advanced Voting | Absentee by Mail | Provisional | All BMD | Total |
|---------------------|--|--------------|-----------------|------------------|-------------|---------|-------|
|                     |  | 0            | 0               | 0                | 0           | 0       | 0     |

# REP - Public Service Commission Dist 1 (Vote for 1) REP

Precincts Reported: 0 of 11 (0.00%)

| Times Cast |  | Election Day | Advanced Voting | Absentee by Mail | Provisional | All BMD | Total          |
|------------|--|--------------|-----------------|------------------|-------------|---------|----------------|
|            |  | 3,995        | 2,650           | 4,409            | 14          | 0       | 11,068 / 0 N/A |

| Candidate          | Party | Election Day | Advanced Voting | Absentee by Mail | Provisional | All BMD | Total |
|--------------------|-------|--------------|-----------------|------------------|-------------|---------|-------|
| Jason Shaw (I)     |       | 3,538        | 2,278           | 3,878            | 12          | 0       | 9,706 |
| <b>Total Votes</b> |       | 3,538        | 2,278           | 3,878            | 12          | 0       | 9,706 |

| Unresolved Write-In |  | Election Day | Advanced Voting | Absentee by Mail | Provisional | All BMD | Total |
|---------------------|--|--------------|-----------------|------------------|-------------|---------|-------|
|                     |  | 0            | 0               | 0                | 0           | 0       | 0     |

# DEM - Public Service Commission Dist 1 (Vote for 1)

## DEM

Precincts Reported: 0 of 11 (0.00%)

| Times Cast          |       | Election Day | Advanced Voting | Absentee by Mail | Provisional | All BMD | Total         |
|---------------------|-------|--------------|-----------------|------------------|-------------|---------|---------------|
|                     |       | 612          | 194             | 1,524            | 0           | 0       | 2,330 / 0 N/A |
| Candidate           | Party | Election Day | Advanced Voting | Absentee by Mail | Provisional | All BMD | Total         |
| Robert G. Bryant    |       | 483          | 155             | 1,069            | 0           | 0       | 1,707         |
| <b>Total Votes</b>  |       | 483          | 155             | 1,069            | 0           | 0       | 1,707         |
| Unresolved Write-In |       | Election Day | Advanced Voting | Absentee by Mail | Provisional | All BMD | Total         |
|                     |       | 0            | 0               | 0                | 0           | 0       | 0             |

# REP - Public Service Commission Dist 4 (Vote for 1)

## REP

Precincts Reported: 0 of 11 (0.00%)

| Times Cast                     |       | Election Day | Advanced Voting | Absentee by Mail | Provisional | All BMD | Total          |
|--------------------------------|-------|--------------|-----------------|------------------|-------------|---------|----------------|
|                                |       | 3,995        | 2,650           | 4,409            | 14          | 0       | 11,068 / 0 N/A |
| Candidate                      | Party | Election Day | Advanced Voting | Absentee by Mail | Provisional | All BMD | Total          |
| Lauren Bubba McDonald, Jr. (I) |       | 3,476        | 2,249           | 3,772            | 11          | 0       | 9,508          |
| <b>Total Votes</b>             |       | 3,476        | 2,249           | 3,772            | 11          | 0       | 9,508          |
| Unresolved Write-In            |       | Election Day | Advanced Voting | Absentee by Mail | Provisional | All BMD | Total          |
|                                |       | 0            | 0               | 0                | 0           | 0       | 0              |

# DEM - Public Service Commission Dist 4 (Vote for 1)

## DEM

Precincts Reported: 0 of 11 (0.00%)

| Times Cast          |       | Election Day | Advanced Voting | Absentee by Mail | Provisional | All BMD | Total         |
|---------------------|-------|--------------|-----------------|------------------|-------------|---------|---------------|
|                     |       | 612          | 194             | 1,524            | 0           | 0       | 2,330 / 0 N/A |
| Candidate           | Party | Election Day | Advanced Voting | Absentee by Mail | Provisional | All BMD | Total         |
| Daniel Blackman     |       | 377          | 114             | 777              | 0           | 0       | 1,268         |
| John Noel           |       | 152          | 55              | 467              | 0           | 0       | 674           |
| <b>Total Votes</b>  |       | 529          | 169             | 1,244            | 0           | 0       | 1,942         |
| Unresolved Write-In |       | Election Day | Advanced Voting | Absentee by Mail | Provisional | All BMD | Total         |
|                     |       | 0            | 0               | 0                | 0           | 0       | 0             |

# REP - US House Dist 14 (Vote for 1) REP

Precincts Reported: 0 of 11 (0.00%)

| Times Cast             |       | Election Day | Advanced Voting | Absentee by Mail | Provisional | All BMD  | Total          |
|------------------------|-------|--------------|-----------------|------------------|-------------|----------|----------------|
|                        |       | 3,995        | 2,650           | 4,409            | 14          | 0        | 11,068 / 0 N/A |
| Candidate              | Party | Election Day | Advanced Voting | Absentee by Mail | Provisional | All BMD  | Total          |
| John D. Barge          |       | 258          | 210             | 550              | 0           | 0        | 1,018          |
| Ben Bullock            |       | 85           | 40              | 107              | 0           | 0        | 232            |
| Kevin Cooke            |       | 274          | 192             | 211              | 1           | 0        | 678            |
| John Cowan             |       | 474          | 392             | 804              | 1           | 0        | 1,671          |
| Clayton Fuller         |       | 438          | 306             | 530              | 2           | 0        | 1,276          |
| Marjorie Taylor Greene |       | 1,950        | 1,163           | 1,442            | 7           | 0        | 4,562          |
| Andy Gunther           |       | 38           | 16              | 74               | 1           | 0        | 129            |
| Bill Hembree           |       | 125          | 103             | 201              | 0           | 0        | 429            |
| Matt Laughridge        |       | 205          | 127             | 269              | 0           | 0        | 601            |
| <b>Total Votes</b>     |       | <b>3,847</b> | <b>2,549</b>    | <b>4,188</b>     | <b>12</b>   | <b>0</b> | <b>10,596</b>  |
| Unresolved Write-In    |       | Election Day | Advanced Voting | Absentee by Mail | Provisional | All BMD  | Total          |
|                        |       | 0            | 0               | 0                | 0           | 0        | 0              |

# DEM - US House Dist 14 (Vote for 1) DEM

Precincts Reported: 0 of 11 (0.00%)

| Times Cast          |       | Election Day | Advanced Voting | Absentee by Mail | Provisional | All BMD  | Total         |
|---------------------|-------|--------------|-----------------|------------------|-------------|----------|---------------|
|                     |       | 612          | 194             | 1,524            | 0           | 0        | 2,330 / 0 N/A |
| Candidate           | Party | Election Day | Advanced Voting | Absentee by Mail | Provisional | All BMD  | Total         |
| Kevin Van Ausdal    |       | 512          | 161             | 1,226            | 0           | 0        | 1,899         |
| <b>Total Votes</b>  |       | <b>512</b>   | <b>161</b>      | <b>1,226</b>     | <b>0</b>    | <b>0</b> | <b>1,899</b>  |
| Unresolved Write-In |       | Election Day | Advanced Voting | Absentee by Mail | Provisional | All BMD  | Total         |
|                     |       | 0            | 0               | 0                | 0           | 0        | 0             |

# REP - State Senate Dist 53 (Vote for 1) REP

Precincts Reported: 0 of 11 (0.00%)

| Times Cast          |       | Election Day | Advanced Voting | Absentee by Mail | Provisional | All BMD  | Total          |
|---------------------|-------|--------------|-----------------|------------------|-------------|----------|----------------|
|                     |       | 3,995        | 2,650           | 4,409            | 14          | 0        | 11,068 / 0 N/A |
| Candidate           | Party | Election Day | Advanced Voting | Absentee by Mail | Provisional | All BMD  | Total          |
| Colton Moore        |       | 1,328        | 1,013           | 1,149            | 3           | 0        | 3,493          |
| Jeff Mullis (I)     |       | 2,231        | 1,304           | 2,700            | 9           | 0        | 6,244          |
| Todd Noblitt        |       | 350          | 276             | 433              | 1           | 0        | 1,060          |
| <b>Total Votes</b>  |       | <b>3,909</b> | <b>2,593</b>    | <b>4,282</b>     | <b>13</b>   | <b>0</b> | <b>10,797</b>  |
| Unresolved Write-In |       | Election Day | Advanced Voting | Absentee by Mail | Provisional | All BMD  | Total          |
|                     |       | 0            | 0               | 0                | 0           | 0        | 0              |



## REP - State House Dist 2 (Vote for 1) REP

Precincts Reported: 0 of 3 (0.00%)

| Times Cast          |       | Election Day | Advanced Voting | Absentee by Mail | Provisional | All BMD | Total         |
|---------------------|-------|--------------|-----------------|------------------|-------------|---------|---------------|
|                     |       | 966          | 386             | 753              | 1           | 0       | 2,106 / 0 N/A |
| Candidate           | Party | Election Day | Advanced Voting | Absentee by Mail | Provisional | All BMD | Total         |
| Steve Tarvin (I)    |       | 871          | 338             | 669              | 1           | 0       | 1,879         |
| <b>Total Votes</b>  |       | 871          | 338             | 669              | 1           | 0       | 1,879         |
| Unresolved Write-In |       | Election Day | Advanced Voting | Absentee by Mail | Provisional | All BMD | Total         |
|                     |       | 0            | 0               | 0                | 0           | 0       | 0             |

## REP - State House Dist 3 (Vote for 1) REP

Precincts Reported: 0 of 8 (0.00%)

| Times Cast          |       | Election Day | Advanced Voting | Absentee by Mail | Provisional | All BMD | Total         |
|---------------------|-------|--------------|-----------------|------------------|-------------|---------|---------------|
|                     |       | 3,029        | 2,264           | 3,656            | 13          | 0       | 8,962 / 0 N/A |
| Candidate           | Party | Election Day | Advanced Voting | Absentee by Mail | Provisional | All BMD | Total         |
| Dwayne Hill (I)     |       | 1,831        | 1,336           | 2,175            | 7           | 0       | 5,349         |
| Jeff Holcomb        |       | 1,090        | 868             | 1,345            | 4           | 0       | 3,307         |
| <b>Total Votes</b>  |       | 2,921        | 2,204           | 3,520            | 11          | 0       | 8,656         |
| Unresolved Write-In |       | Election Day | Advanced Voting | Absentee by Mail | Provisional | All BMD | Total         |
|                     |       | 0            | 0               | 0                | 0           | 0       | 0             |

## REP - District Attorney - Lookout Mountain (Vote for 1) REP

Precincts Reported: 0 of 11 (0.00%)

| Times Cast          |       | Election Day | Advanced Voting | Absentee by Mail | Provisional | All BMD | Total          |
|---------------------|-------|--------------|-----------------|------------------|-------------|---------|----------------|
|                     |       | 3,995        | 2,650           | 4,409            | 14          | 0       | 11,068 / 0 N/A |
| Candidate           | Party | Election Day | Advanced Voting | Absentee by Mail | Provisional | All BMD | Total          |
| Chris A. Arnt       |       | 3,530        | 2,321           | 3,680            | 11          | 0       | 9,542          |
| <b>Total Votes</b>  |       | 3,530        | 2,321           | 3,680            | 11          | 0       | 9,542          |
| Unresolved Write-In |       | Election Day | Advanced Voting | Absentee by Mail | Provisional | All BMD | Total          |
|                     |       | 0            | 0               | 0                | 0           | 0       | 0              |

## REP - Probate Judge (Vote for 1) REP

Precincts Reported: 0 of 11 (0.00%)

|                          |       | Election Day | Advanced Voting | Absentee by Mail | Provisional | All BMD | Total          |
|--------------------------|-------|--------------|-----------------|------------------|-------------|---------|----------------|
| Times Cast               |       | 3,995        | 2,650           | 4,409            | 14          | 0       | 11,068 / 0 N/A |
| Candidate                | Party | Election Day | Advanced Voting | Absentee by Mail | Provisional | All BMD | Total          |
| Jeffrey D. Hullender (I) |       | 3,667        | 2,400           | 3,954            | 11          | 0       | 10,032         |
| Total Votes              |       | 3,667        | 2,400           | 3,954            | 11          | 0       | 10,032         |
|                          |       | Election Day | Advanced Voting | Absentee by Mail | Provisional | All BMD | Total          |
| Unresolved Write-In      |       | 0            | 0               | 0                | 0           | 0       | 0              |

## REP - Clerk of Superior Court (Vote for 1) REP

Precincts Reported: 0 of 11 (0.00%)

|                           |       | Election Day | Advanced Voting | Absentee by Mail | Provisional | All BMD | Total          |
|---------------------------|-------|--------------|-----------------|------------------|-------------|---------|----------------|
| Times Cast                |       | 3,995        | 2,650           | 4,409            | 14          | 0       | 11,068 / 0 N/A |
| Candidate                 | Party | Election Day | Advanced Voting | Absentee by Mail | Provisional | All BMD | Total          |
| Tracy Hullender Brown (I) |       | 3,626        | 2,347           | 3,899            | 10          | 0       | 9,882          |
| Total Votes               |       | 3,626        | 2,347           | 3,899            | 10          | 0       | 9,882          |
|                           |       | Election Day | Advanced Voting | Absentee by Mail | Provisional | All BMD | Total          |
| Unresolved Write-In       |       | 0            | 0               | 0                | 0           | 0       | 0              |

## REP - Sheriff (Vote for 1) REP

Precincts Reported: 0 of 11 (0.00%)

|                     |       | Election Day | Advanced Voting | Absentee by Mail | Provisional | All BMD | Total          |
|---------------------|-------|--------------|-----------------|------------------|-------------|---------|----------------|
| Times Cast          |       | 3,995        | 2,650           | 4,409            | 14          | 0       | 11,068 / 0 N/A |
| Candidate           | Party | Election Day | Advanced Voting | Absentee by Mail | Provisional | All BMD | Total          |
| Gary R. Sisk (I)    |       | 3,695        | 2,430           | 3,989            | 12          | 0       | 10,126         |
| Total Votes         |       | 3,695        | 2,430           | 3,989            | 12          | 0       | 10,126         |
|                     |       | Election Day | Advanced Voting | Absentee by Mail | Provisional | All BMD | Total          |
| Unresolved Write-In |       | 0            | 0               | 0                | 0           | 0       | 0              |

# REP - Tax Commissioner (Vote for 1) REP

Precincts Reported: 0 of 11 (0.00%)

| Times Cast           |       | Election Day | Advanced Voting | Absentee by Mail | Provisional | All BMD  | Total         |
|----------------------|-------|--------------|-----------------|------------------|-------------|----------|---------------|
|                      |       | 3,995        | 2,650           | 4,409            | 14          | 0        | 11,068 / 0    |
| Candidate            | Party | Election Day | Advanced Voting | Absentee by Mail | Provisional | All BMD  | Total         |
| Gary Wayne Autry (I) |       | 2,885        | 1,832           | 3,169            | 11          | 0        | 7,897         |
| Mike Key             |       | 986          | 727             | 1,072            | 2           | 0        | 2,787         |
| <b>Total Votes</b>   |       | <b>3,871</b> | <b>2,559</b>    | <b>4,241</b>     | <b>13</b>   | <b>0</b> | <b>10,684</b> |
| Unresolved Write-In  |       | Election Day | Advanced Voting | Absentee by Mail | Provisional | All BMD  | Total         |
|                      |       | 0            | 0               | 0                | 0           | 0        | 0             |

# REP - Coroner (Vote for 1) REP

Precincts Reported: 0 of 11 (0.00%)

| Times Cast                |       | Election Day | Advanced Voting | Absentee by Mail | Provisional | All BMD  | Total         |
|---------------------------|-------|--------------|-----------------|------------------|-------------|----------|---------------|
|                           |       | 3,995        | 2,650           | 4,409            | 14          | 0        | 11,068 / 0    |
| Candidate                 | Party | Election Day | Advanced Voting | Absentee by Mail | Provisional | All BMD  | Total         |
| Crystal King              |       | 1,622        | 980             | 1,704            | 6           | 0        | 4,312         |
| James T. "Jimmy" Spurling |       | 2,071        | 1,460           | 2,324            | 5           | 0        | 5,860         |
| <b>Total Votes</b>        |       | <b>3,693</b> | <b>2,440</b>    | <b>4,028</b>     | <b>11</b>   | <b>0</b> | <b>10,172</b> |
| Unresolved Write-In       |       | Election Day | Advanced Voting | Absentee by Mail | Provisional | All BMD  | Total         |
|                           |       | 0            | 0               | 0                | 0           | 0        | 0             |

# REP - Chief Magistrate (Vote for 1) REP

Precincts Reported: 0 of 11 (0.00%)

| Times Cast          |       | Election Day | Advanced Voting | Absentee by Mail | Provisional | All BMD  | Total        |
|---------------------|-------|--------------|-----------------|------------------|-------------|----------|--------------|
|                     |       | 3,995        | 2,650           | 4,409            | 14          | 0        | 11,068 / 0   |
| Candidate           | Party | Election Day | Advanced Voting | Absentee by Mail | Provisional | All BMD  | Total        |
| John D. Gass (I)    |       | 3,634        | 2,378           | 3,859            | 12          | 0        | 9,883        |
| <b>Total Votes</b>  |       | <b>3,634</b> | <b>2,378</b>    | <b>3,859</b>     | <b>12</b>   | <b>0</b> | <b>9,883</b> |
| Unresolved Write-In |       | Election Day | Advanced Voting | Absentee by Mail | Provisional | All BMD  | Total        |
|                     |       | 0            | 0               | 0                | 0           | 0        | 0            |



## REP - Co Commission Chair (Vote for 1) REP

Precincts Reported: 0 of 11 (0.00%)

| Times Cast | Election Day | Advanced Voting | Absentee by Mail | Provisional | All BMD | Total          |
|------------|--------------|-----------------|------------------|-------------|---------|----------------|
|            | 3,995        | 2,650           | 4,409            | 14          | 0       | 11,068 / 0 N/A |

| Candidate           | Party | Election Day | Advanced Voting | Absentee by Mail | Provisional | All BMD  | Total         |
|---------------------|-------|--------------|-----------------|------------------|-------------|----------|---------------|
| Greg Gordy          |       | 718          | 614             | 726              | 2           | 0        | 2,060         |
| Steven M. Henry (I) |       | 2,374        | 1,482           | 2,714            | 10          | 0        | 6,580         |
| Ray Johnson         |       | 736          | 465             | 780              | 1           | 0        | 1,982         |
| <b>Total Votes</b>  |       | <b>3,828</b> | <b>2,561</b>    | <b>4,220</b>     | <b>13</b>   | <b>0</b> | <b>10,622</b> |

| Unresolved Write-In | Election Day | Advanced Voting | Absentee by Mail | Provisional | All BMD | Total |
|---------------------|--------------|-----------------|------------------|-------------|---------|-------|
|                     | 0            | 0               | 0                | 0           | 0       | 0     |

## DEM - Co Commission Chair (Vote for 1) DEM

Precincts Reported: 0 of 11 (0.00%)

| Times Cast | Election Day | Advanced Voting | Absentee by Mail | Provisional | All BMD | Total         |
|------------|--------------|-----------------|------------------|-------------|---------|---------------|
|            | 612          | 194             | 1,524            | 0           | 0       | 2,330 / 0 N/A |

| Candidate              | Party | Election Day | Advanced Voting | Absentee by Mail | Provisional | All BMD  | Total        |
|------------------------|-------|--------------|-----------------|------------------|-------------|----------|--------------|
| Ernest "Ernie" Pursley |       | 517          | 164             | 1,223            | 0           | 0        | 1,904        |
| <b>Total Votes</b>     |       | <b>517</b>   | <b>164</b>      | <b>1,223</b>     | <b>0</b>    | <b>0</b> | <b>1,904</b> |

| Unresolved Write-In | Election Day | Advanced Voting | Absentee by Mail | Provisional | All BMD | Total |
|---------------------|--------------|-----------------|------------------|-------------|---------|-------|
|                     | 0            | 0               | 0                | 0           | 0       | 0     |

## REP - Co Commission Dist 1 (Vote for 1) REP

Precincts Reported: 0 of 4 (0.00%)

| Times Cast | Election Day | Advanced Voting | Absentee by Mail | Provisional | All BMD | Total         |
|------------|--------------|-----------------|------------------|-------------|---------|---------------|
|            | 890          | 522             | 954              | 4           | 0       | 2,370 / 0 N/A |

| Candidate          | Party | Election Day | Advanced Voting | Absentee by Mail | Provisional | All BMD  | Total        |
|--------------------|-------|--------------|-----------------|------------------|-------------|----------|--------------|
| Jeff Long (I)      |       | 598          | 307             | 635              | 2           | 0        | 1,542        |
| Ben Scott          |       | 252          | 200             | 285              | 0           | 0        | 737          |
| <b>Total Votes</b> |       | <b>850</b>   | <b>507</b>      | <b>920</b>       | <b>2</b>    | <b>0</b> | <b>2,279</b> |

| Unresolved Write-In | Election Day | Advanced Voting | Absentee by Mail | Provisional | All BMD | Total |
|---------------------|--------------|-----------------|------------------|-------------|---------|-------|
|                     | 0            | 0               | 0                | 0           | 0       | 0     |

# REP - Co Commission Dist 3 (Vote for 1) REP

Precincts Reported: 0 of 2 (0.00%)

|            | Election Day | Advanced Voting | Absentee by Mail | Provisional | All BMD | Total         |
|------------|--------------|-----------------|------------------|-------------|---------|---------------|
| Times Cast | 924          | 736             | 1,185            | 4           | 0       | 2,849 / 0 N/A |

| Candidate           | Party | Election Day | Advanced Voting | Absentee by Mail | Provisional | All BMD  | Total        |
|---------------------|-------|--------------|-----------------|------------------|-------------|----------|--------------|
| Jim Cutler (I)      |       | 460          | 302             | 589              | 3           | 0        | 1,354        |
| Mickey E. Headrick  |       | 90           | 72              | 103              | 0           | 0        | 265          |
| Vanita C. Hullander |       | 351          | 348             | 429              | 0           | 0        | 1,128        |
| <b>Total Votes</b>  |       | <b>901</b>   | <b>722</b>      | <b>1,121</b>     | <b>3</b>    | <b>0</b> | <b>2,747</b> |

|                     | Election Day | Advanced Voting | Absentee by Mail | Provisional | All BMD | Total |
|---------------------|--------------|-----------------|------------------|-------------|---------|-------|
| Unresolved Write-In | 0            | 0               | 0                | 0           | 0       | 0     |

# Rep Party Question 1 (Vote for 1) REP

Precincts Reported: 0 of 11 (0.00%)

|            | Election Day | Advanced Voting | Absentee by Mail | Provisional | All BMD | Total          |
|------------|--------------|-----------------|------------------|-------------|---------|----------------|
| Times Cast | 3,995        | 2,650           | 4,409            | 14          | 0       | 11,068 / 0 N/A |

| Candidate          | Party | Election Day | Advanced Voting | Absentee by Mail | Provisional | All BMD  | Total         |
|--------------------|-------|--------------|-----------------|------------------|-------------|----------|---------------|
| YES                |       | 2,941        | 1,838           | 2,858            | 11          | 0        | 7,648         |
| NO                 |       | 980          | 741             | 1,389            | 1           | 0        | 3,111         |
| <b>Total Votes</b> |       | <b>3,921</b> | <b>2,579</b>    | <b>4,247</b>     | <b>12</b>   | <b>0</b> | <b>10,759</b> |

|                     | Election Day | Advanced Voting | Absentee by Mail | Provisional | All BMD | Total |
|---------------------|--------------|-----------------|------------------|-------------|---------|-------|
| Unresolved Write-In | 0            | 0               | 0                | 0           | 0       | 0     |

# Rep Party Question 2 (Vote for 1) REP

Precincts Reported: 0 of 11 (0.00%)

|            | Election Day | Advanced Voting | Absentee by Mail | Provisional | All BMD | Total          |
|------------|--------------|-----------------|------------------|-------------|---------|----------------|
| Times Cast | 3,995        | 2,650           | 4,409            | 14          | 0       | 11,068 / 0 N/A |

| Candidate          | Party | Election Day | Advanced Voting | Absentee by Mail | Provisional | All BMD  | Total         |
|--------------------|-------|--------------|-----------------|------------------|-------------|----------|---------------|
| YES                |       | 1,621        | 1,125           | 2,119            | 8           | 0        | 4,873         |
| NO                 |       | 2,284        | 1,453           | 2,169            | 5           | 0        | 5,911         |
| <b>Total Votes</b> |       | <b>3,905</b> | <b>2,578</b>    | <b>4,288</b>     | <b>13</b>   | <b>0</b> | <b>10,784</b> |

|                     | Election Day | Advanced Voting | Absentee by Mail | Provisional | All BMD | Total |
|---------------------|--------------|-----------------|------------------|-------------|---------|-------|
| Unresolved Write-In | 0            | 0               | 0                | 0           | 0       | 0     |

### Rep Party Question 3 (Vote for 1) REP

Precincts Reported: 0 of 11 (0.00%)

|                     |       | Election Day | Advanced Voting | Absentee by Mail | Provisional | All BMD | Total      |     |
|---------------------|-------|--------------|-----------------|------------------|-------------|---------|------------|-----|
| Times Cast          |       | 3,995        | 2,650           | 4,409            | 14          | 0       | 11,068 / 0 | N/A |
| Candidate           | Party | Election Day | Advanced Voting | Absentee by Mail | Provisional | All BMD | Total      |     |
| YES                 |       | 2,649        | 1,758           | 2,716            | 9           | 0       | 7,132      |     |
| NO                  |       | 1,274        | 829             | 1,582            | 4           | 0       | 3,689      |     |
| Total Votes         |       | 3,923        | 2,587           | 4,298            | 13          | 0       | 10,821     |     |
|                     |       | Election Day | Advanced Voting | Absentee by Mail | Provisional | All BMD | Total      |     |
| Unresolved Write-In |       | 0            | 0               | 0                | 0           | 0       | 0          |     |

### Dem Party Question 1 (Vote for 1) DEM

Precincts Reported: 0 of 11 (0.00%)

|                     |       | Election Day | Advanced Voting | Absentee by Mail | Provisional | All BMD | Total     |     |
|---------------------|-------|--------------|-----------------|------------------|-------------|---------|-----------|-----|
| Times Cast          |       | 612          | 194             | 1,524            | 0           | 0       | 2,330 / 0 | N/A |
| Candidate           | Party | Election Day | Advanced Voting | Absentee by Mail | Provisional | All BMD | Total     |     |
| YES                 |       | 574          | 188             | 1,431            | 0           | 0       | 2,193     |     |
| NO                  |       | 33           | 4               | 54               | 0           | 0       | 91        |     |
| Total Votes         |       | 607          | 192             | 1,485            | 0           | 0       | 2,284     |     |
|                     |       | Election Day | Advanced Voting | Absentee by Mail | Provisional | All BMD | Total     |     |
| Unresolved Write-In |       | 0            | 0               | 0                | 0           | 0       | 0         |     |

### Dem Party Question 2 (Vote for 1) DEM

Precincts Reported: 0 of 11 (0.00%)

|                     |       | Election Day | Advanced Voting | Absentee by Mail | Provisional | All BMD | Total     |     |
|---------------------|-------|--------------|-----------------|------------------|-------------|---------|-----------|-----|
| Times Cast          |       | 612          | 194             | 1,524            | 0           | 0       | 2,330 / 0 | N/A |
| Candidate           | Party | Election Day | Advanced Voting | Absentee by Mail | Provisional | All BMD | Total     |     |
| YES                 |       | 593          | 188             | 1,456            | 0           | 0       | 2,237     |     |
| NO                  |       | 14           | 4               | 34               | 0           | 0       | 52        |     |
| Total Votes         |       | 607          | 192             | 1,490            | 0           | 0       | 2,289     |     |
|                     |       | Election Day | Advanced Voting | Absentee by Mail | Provisional | All BMD | Total     |     |
| Unresolved Write-In |       | 0            | 0               | 0                | 0           | 0       | 0         |     |



## Dem Party Question 3 (Vote for 1)

### DEM

Precincts Reported: 0 of 11 (0.00%)

|            | Election Day | Advanced Voting | Absentee by Mail | Provisional | All BMD | Total         |
|------------|--------------|-----------------|------------------|-------------|---------|---------------|
| Times Cast | 612          | 194             | 1,524            | 0           | 0       | 2,330 / 0 N/A |

| Candidate   | Party | Election Day | Advanced Voting | Absentee by Mail | Provisional | All BMD | Total |
|-------------|-------|--------------|-----------------|------------------|-------------|---------|-------|
| YES         |       | 589          | 179             | 1,340            | 0           | 0       | 2,108 |
| NO          |       | 18           | 13              | 137              | 0           | 0       | 168   |
| Total Votes |       | 607          | 192             | 1,477            | 0           | 0       | 2,276 |

|                     | Election Day | Advanced Voting | Absentee by Mail | Provisional | All BMD | Total |
|---------------------|--------------|-----------------|------------------|-------------|---------|-------|
| Unresolved Write-In | 0            | 0               | 0                | 0           | 0       | 0     |

## Dem Party Question 4 (Vote for 1)

### DEM

Precincts Reported: 0 of 11 (0.00%)

|            | Election Day | Advanced Voting | Absentee by Mail | Provisional | All BMD | Total         |
|------------|--------------|-----------------|------------------|-------------|---------|---------------|
| Times Cast | 612          | 194             | 1,524            | 0           | 0       | 2,330 / 0 N/A |

| Candidate   | Party | Election Day | Advanced Voting | Absentee by Mail | Provisional | All BMD | Total |
|-------------|-------|--------------|-----------------|------------------|-------------|---------|-------|
| YES         |       | 533          | 179             | 1,396            | 0           | 0       | 2,108 |
| NO          |       | 56           | 10              | 72               | 0           | 0       | 138   |
| Total Votes |       | 589          | 189             | 1,468            | 0           | 0       | 2,246 |

|                     | Election Day | Advanced Voting | Absentee by Mail | Provisional | All BMD | Total |
|---------------------|--------------|-----------------|------------------|-------------|---------|-------|
| Unresolved Write-In | 0            | 0               | 0                | 0           | 0       | 0     |

## Dem Party Question 5 (Vote for 1)

### DEM

Precincts Reported: 0 of 11 (0.00%)

|            | Election Day | Advanced Voting | Absentee by Mail | Provisional | All BMD | Total         |
|------------|--------------|-----------------|------------------|-------------|---------|---------------|
| Times Cast | 612          | 194             | 1,524            | 0           | 0       | 2,330 / 0 N/A |

| Candidate   | Party | Election Day | Advanced Voting | Absentee by Mail | Provisional | All BMD | Total |
|-------------|-------|--------------|-----------------|------------------|-------------|---------|-------|
| YES         |       | 533          | 172             | 1,304            | 0           | 0       | 2,009 |
| NO          |       | 70           | 18              | 150              | 0           | 0       | 238   |
| Total Votes |       | 603          | 190             | 1,454            | 0           | 0       | 2,247 |

|                     | Election Day | Advanced Voting | Absentee by Mail | Provisional | All BMD | Total |
|---------------------|--------------|-----------------|------------------|-------------|---------|-------|
| Unresolved Write-In | 0            | 0               | 0                | 0           | 0       | 0     |

# Dem Party Question 6 (Vote for 1) DEM

Precincts Reported: 0 of 11 (0.00%)

|                            |       | Election Day | Advanced Voting | Absentee by Mail | Provisional | All BMD | Total         |
|----------------------------|-------|--------------|-----------------|------------------|-------------|---------|---------------|
| <b>Times Cast</b>          |       | 612          | 194             | 1,524            | 0           | 0       | 2,330 / 0 N/A |
| Candidate                  | Party | Election Day | Advanced Voting | Absentee by Mail | Provisional | All BMD | Total         |
| YES                        |       | 549          | 170             | 1,248            | 0           | 0       | 1,967         |
| NO                         |       | 57           | 21              | 208              | 0           | 0       | 286           |
| <b>Total Votes</b>         |       | 606          | 191             | 1,456            | 0           | 0       | 2,253         |
|                            |       | Election Day | Advanced Voting | Absentee by Mail | Provisional | All BMD | Total         |
| <b>Unresolved Write-In</b> |       | 0            | 0               | 0                | 0           | 0       | 0             |

# Supreme Court - Bethel (Vote for 1) NP

Precincts Reported: 0 of 11 (0.00%)

|                            |       | Election Day | Advanced Voting | Absentee by Mail | Provisional | All BMD | Total          |
|----------------------------|-------|--------------|-----------------|------------------|-------------|---------|----------------|
| <b>Times Cast</b>          |       | 4,755        | 2,866           | 6,060            | 14          | 0       | 13,695 / 0 N/A |
| Candidate                  | Party | Election Day | Advanced Voting | Absentee by Mail | Provisional | All BMD | Total          |
| Elizabeth "Beth" Beskin    |       | 1,596        | 858             | 1,979            | 1           | 0       | 4,434          |
| Charlie Bethel (I)         |       | 2,793        | 1,765           | 3,453            | 10          | 0       | 8,021          |
| <b>Total Votes</b>         |       | 4,389        | 2,623           | 5,432            | 11          | 0       | 12,455         |
|                            |       | Election Day | Advanced Voting | Absentee by Mail | Provisional | All BMD | Total          |
| <b>Unresolved Write-In</b> |       | 20           | 11              | 15               | 0           | 0       | 46             |

# Supreme Court - Warren (Vote for 1) NP

Precincts Reported: 0 of 11 (0.00%)

|                            |       | Election Day | Advanced Voting | Absentee by Mail | Provisional | All BMD | Total          |
|----------------------------|-------|--------------|-----------------|------------------|-------------|---------|----------------|
| <b>Times Cast</b>          |       | 4,755        | 2,866           | 6,060            | 14          | 0       | 13,695 / 0 N/A |
| Candidate                  | Party | Election Day | Advanced Voting | Absentee by Mail | Provisional | All BMD | Total          |
| Hal Moroz                  |       | 862          | 528             | 1,080            | 2           | 0       | 2,472          |
| Sarah Hawkins Warren (I)   |       | 3,491        | 2,074           | 4,295            | 9           | 0       | 9,869          |
| <b>Total Votes</b>         |       | 4,353        | 2,602           | 5,375            | 11          | 0       | 12,341         |
|                            |       | Election Day | Advanced Voting | Absentee by Mail | Provisional | All BMD | Total          |
| <b>Unresolved Write-In</b> |       | 7            | 6               | 11               | 0           | 0       | 24             |

## Court of Appeals - Brown (Vote for 1) NP

Precincts Reported: 0 of 11 (0.00%)

|                                | Election Day | Advanced Voting | Absentee by Mail | Provisional      | All BMD     | Total          |               |
|--------------------------------|--------------|-----------------|------------------|------------------|-------------|----------------|---------------|
| Times Cast                     | 4,755        | 2,866           | 6,060            | 14               | 0           | 13,695 / 0 N/A |               |
| Candidate                      | Party        | Election Day    | Advanced Voting  | Absentee by Mail | Provisional | All BMD        | Total         |
| Trenton "Trent" Brown, III (I) |              | 4,148           | 2,475            | 4,927            | 10          | 0              | 11,560        |
| <b>Total Votes</b>             |              | <b>4,148</b>    | <b>2,475</b>     | <b>4,927</b>     | <b>10</b>   | <b>0</b>       | <b>11,560</b> |
|                                | Election Day | Advanced Voting | Absentee by Mail | Provisional      | All BMD     | Total          |               |
| Unresolved Write-In            | 24           | 8               | 35               | 0                | 0           | 67             |               |

## Court of Appeals - Coomer (Vote for 1) NP

Precincts Reported: 0 of 11 (0.00%)

|                      | Election Day | Advanced Voting | Absentee by Mail | Provisional      | All BMD     | Total          |               |
|----------------------|--------------|-----------------|------------------|------------------|-------------|----------------|---------------|
| Times Cast           | 4,755        | 2,866           | 6,060            | 14               | 0           | 13,695 / 0 N/A |               |
| Candidate            | Party        | Election Day    | Advanced Voting  | Absentee by Mail | Provisional | All BMD        | Total         |
| Christian Coomer (I) |              | 4,153           | 2,469            | 4,905            | 10          | 0              | 11,537        |
| <b>Total Votes</b>   |              | <b>4,153</b>    | <b>2,469</b>     | <b>4,905</b>     | <b>10</b>   | <b>0</b>       | <b>11,537</b> |
|                      | Election Day | Advanced Voting | Absentee by Mail | Provisional      | All BMD     | Total          |               |
| Unresolved Write-In  | 16           | 5               | 36               | 0                | 0           | 57             |               |

## Court of Appeals - Doyle (Vote for 1) NP

Precincts Reported: 0 of 11 (0.00%)

|                     | Election Day | Advanced Voting | Absentee by Mail | Provisional      | All BMD     | Total          |               |
|---------------------|--------------|-----------------|------------------|------------------|-------------|----------------|---------------|
| Times Cast          | 4,755        | 2,866           | 6,060            | 14               | 0           | 13,695 / 0 N/A |               |
| Candidate           | Party        | Election Day    | Advanced Voting  | Absentee by Mail | Provisional | All BMD        | Total         |
| Sara Doyle (I)      |              | 4,156           | 2,459            | 4,946            | 10          | 0              | 11,571        |
| <b>Total Votes</b>  |              | <b>4,156</b>    | <b>2,459</b>     | <b>4,946</b>     | <b>10</b>   | <b>0</b>       | <b>11,571</b> |
|                     | Election Day | Advanced Voting | Absentee by Mail | Provisional      | All BMD     | Total          |               |
| Unresolved Write-In | 12           | 6               | 31               | 0                | 0           | 49             |               |



## Court of Appeals - Gobeil (Vote for 1) NP

Precincts Reported: 0 of 11 (0.00%)

|                             | Election Day | Advanced Voting | Absentee by Mail | Provisional      | All BMD     | Total          |               |
|-----------------------------|--------------|-----------------|------------------|------------------|-------------|----------------|---------------|
| Times Cast                  | 4,755        | 2,866           | 6,060            | 14               | 0           | 13,695 / 0 N/A |               |
| Candidate                   | Party        | Election Day    | Advanced Voting  | Absentee by Mail | Provisional | All BMD        | Total         |
| Elizabeth Dallas Gobeil (I) |              | 4,117           | 2,438            | 4,871            | 10          | 0              | 11,436        |
| <b>Total Votes</b>          |              | <b>4,117</b>    | <b>2,438</b>     | <b>4,871</b>     | <b>10</b>   | <b>0</b>       | <b>11,436</b> |
|                             | Election Day | Advanced Voting | Absentee by Mail | Provisional      | All BMD     | Total          |               |
| Unresolved Write-In         | 15           | 6               | 31               | 0                | 0           | 52             |               |

## Court of Appeals - Markle (Vote for 1) NP

Precincts Reported: 0 of 11 (0.00%)

|                       | Election Day | Advanced Voting | Absentee by Mail | Provisional      | All BMD   | Total          |               |
|-----------------------|--------------|-----------------|------------------|------------------|-----------|----------------|---------------|
| Times Cast            | 4,755        | 2,866           | 6,060            | 14               | 0         | 13,695 / 0 N/A |               |
| Candidate             | Party        | Election Day    | Advanced Voting  | Absentee by Mail | All BMD   | Total          |               |
| David Todd Markle (I) |              | 4,127           | 2,447            | 4,887            | 10        | 0              | 11,471        |
| <b>Total Votes</b>    |              | <b>4,127</b>    | <b>2,447</b>     | <b>4,887</b>     | <b>10</b> | <b>0</b>       | <b>11,471</b> |
|                       | Election Day | Advanced Voting | Absentee by Mail | Provisional      | All BMD   | Total          |               |
| Unresolved Write-In   | 14           | 4               | 31               | 0                | 0         | 49             |               |

## Court of Appeals - McMillian (Vote for 1) NP

Precincts Reported: 0 of 11 (0.00%)

|                     | Election Day | Advanced Voting | Absentee by Mail | Provisional      | All BMD   | Total          |               |
|---------------------|--------------|-----------------|------------------|------------------|-----------|----------------|---------------|
| Times Cast          | 4,755        | 2,866           | 6,060            | 14               | 0         | 13,695 / 0 N/A |               |
| Candidate           | Party        | Election Day    | Advanced Voting  | Absentee by Mail | All BMD   | Total          |               |
| Carla McMillian (I) |              | 4,113           | 2,442            | 4,886            | 10        | 0              | 11,451        |
| <b>Total Votes</b>  |              | <b>4,113</b>    | <b>2,442</b>     | <b>4,886</b>     | <b>10</b> | <b>0</b>       | <b>11,451</b> |
|                     | Election Day | Advanced Voting | Absentee by Mail | Provisional      | All BMD   | Total          |               |
| Unresolved Write-In | 17           | 6               | 29               | 0                | 0         | 52             |               |

### Superior Court - Lookout Mountain - Graham (Vote for 1)

NP

Precincts Reported: 0 of 11 (0.00%)

|                          | Election Day | Advanced Voting | Absentee by Mail | Provisional      | All BMD     | Total          |               |
|--------------------------|--------------|-----------------|------------------|------------------|-------------|----------------|---------------|
| Times Cast               | 4,755        | 2,866           | 6,060            | 14               | 0           | 13,695 / 0 N/A |               |
| Candidate                | Party        | Election Day    | Advanced Voting  | Absentee by Mail | Provisional | All BMD        | Total         |
| Kristina Cook Graham (I) |              | 4,096           | 2,412            | 4,862            | 12          | 0              | 11,382        |
| <b>Total Votes</b>       |              | <b>4,096</b>    | <b>2,412</b>     | <b>4,862</b>     | <b>12</b>   | <b>0</b>       | <b>11,382</b> |
|                          | Election Day | Advanced Voting | Absentee by Mail | Provisional      | All BMD     | Total          |               |
| Unresolved Write-In      | 29           | 18              | 56               | 0                | 0           | 103            |               |

### Superior Court - Lookout Mountain - House (Vote for 1)

NP

Precincts Reported: 0 of 11 (0.00%)

|                     | Election Day | Advanced Voting | Absentee by Mail | Provisional      | All BMD   | Total          |               |
|---------------------|--------------|-----------------|------------------|------------------|-----------|----------------|---------------|
| Times Cast          | 4,755        | 2,866           | 6,060            | 14               | 0         | 13,695 / 0 N/A |               |
| Candidate           | Party        | Election Day    | Advanced Voting  | Absentee by Mail | All BMD   | Total          |               |
| Brian House (I)     |              | 4,115           | 2,417            | 4,849            | 12        | 0              | 11,393        |
| <b>Total Votes</b>  |              | <b>4,115</b>    | <b>2,417</b>     | <b>4,849</b>     | <b>12</b> | <b>0</b>       | <b>11,393</b> |
|                     | Election Day | Advanced Voting | Absentee by Mail | Provisional      | All BMD   | Total          |               |
| Unresolved Write-In | 64           | 36              | 66               | 0                | 0         | 166            |               |

### Brd of Education At Large (Vote for 1)

NP

Precincts Reported: 0 of 11 (0.00%)

|                     | Election Day | Advanced Voting | Absentee by Mail | Provisional      | All BMD   | Total          |               |
|---------------------|--------------|-----------------|------------------|------------------|-----------|----------------|---------------|
| Times Cast          | 4,755        | 2,866           | 6,060            | 14               | 0         | 13,695 / 0 N/A |               |
| Candidate           | Party        | Election Day    | Advanced Voting  | Absentee by Mail | All BMD   | Total          |               |
| Suzan Gibson (I)    |              | 4,144           | 2,451            | 4,955            | 11        | 0              | 11,561        |
| <b>Total Votes</b>  |              | <b>4,144</b>    | <b>2,451</b>     | <b>4,955</b>     | <b>11</b> | <b>0</b>       | <b>11,561</b> |
|                     | Election Day | Advanced Voting | Absentee by Mail | Provisional      | All BMD   | Total          |               |
| Unresolved Write-In | 23           | 11              | 35               | 0                | 0         | 69             |               |

### Brd of Education Dist 1 (Vote for 1) NP

Precincts Reported: 0 of 4 (0.00%)

|                     |       | Election Day | Advanced Voting | Absentee by Mail | Provisional | All BMD | Total         |  |
|---------------------|-------|--------------|-----------------|------------------|-------------|---------|---------------|--|
| Times Cast          |       | 1,077        | 573             | 1,307            | 4           | 0       | 2,961 / 0 N/A |  |
| Candidate           | Party | Election Day | Advanced Voting | Absentee by Mail | Provisional | All BMD | Total         |  |
| Gloria Hunt (I)     |       | 929          | 490             | 1,079            | 2           | 0       | 2,500         |  |
| Total Votes         |       | 929          | 490             | 1,079            | 2           | 0       | 2,500         |  |
|                     |       | Election Day | Advanced Voting | Absentee by Mail | Provisional | All BMD | Total         |  |
| Unresolved Write-In |       | 5            | 2               | 11               | 0           | 0       | 18            |  |

### Brd of Education Dist 3 (Vote for 1) NP

Precincts Reported: 0 of 2 (0.00%)

|                     |       | Election Day | Advanced Voting | Absentee by Mail | Provisional | All BMD | Total         |  |
|---------------------|-------|--------------|-----------------|------------------|-------------|---------|---------------|--|
| Times Cast          |       | 1,141        | 803             | 1,661            | 4           | 0       | 3,609 / 0 N/A |  |
| Candidate           | Party | Election Day | Advanced Voting | Absentee by Mail | Provisional | All BMD | Total         |  |
| Donald L. Dycus (I) |       | 999          | 709             | 1,338            | 3           | 0       | 3,049         |  |
| Total Votes         |       | 999          | 709             | 1,338            | 3           | 0       | 3,049         |  |
|                     |       | Election Day | Advanced Voting | Absentee by Mail | Provisional | All BMD | Total         |  |
| Unresolved Write-In |       | 8            | 6               | 10               | 0           | 0       | 24            |  |