

Catoosa County Board of Elections and Registration
November 10, 2020

The Catoosa County Board of Elections and Registration met on Tuesday, November 10, 2020 at 4 pm at Freedom Center. Rickey Kittle called the meeting to order. Phil Langston opened the meeting with prayer. Howard Long called roll. All members present.

Approval of the Agenda – Howard Long made a motion to approve the agenda. Ron Mckelvy made the second. All approved.

Approval of Minutes of October Board Meeting and November 6 Provisional/Certification Meeting – Howard Long made a motion to approve both minutes. Ron Mckelvy made the second. All approved.


Old Business

- City of Ringgold – nothing to report
- City of Fort Oglethorpe – nothing to report
- Nov 3 2020 General Election discussion – precinct issues were election paraphernalia inside precinct, pw should always refer to voter not person giving assistance, and always offer provisional to voter. Phil Langston made a motion to move the drop box from the pavement to a concrete pad next to the pavement. Ron made the second. All approved.


New Business

- Upcoming events – audit?/recount?/2 run off elections December 1 and January 5
- School Board Resolution for ESPLOST on March 16 – Nina Crawford made a motion to approve. Howard Long made the second. All approved.
- New monitor needed for EMS – Phil Langston made a motion to purchase a new monitor. Howard Long made the second. All approved.
- No Hearing
- Next meeting is Friday, December 4 at 4pm for Provisional and Certification with the next regular board meeting on Tuesday, December 8 at 4 pm.


Phil Langston made the motion to adjourn. Howard Long made the second. All approved.
Meeting adjourned.




Rickey Kittle



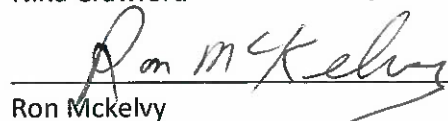
Howard Long



Phil Langston



Nina Crawford



Ron Mckelvy

Catoosa County Board of Elections and Registration
November 10, 2020

The Catoosa County Board of Elections and Registration met on Tuesday, November 10, 2020 at 4 pm at Freedom Center. Rickey Kittle called the meeting to order. Phil Langston opened the meeting with prayer. Howard Long called roll. All members present.

Approval of the Agenda – Howard Long made a motion to approve the agenda. Ron Mckelvy made the second. All approved.

Approval of Minutes of October Board Meeting and November 6 Provisional/Certification Meeting – Howard Long made a motion to approve both minutes. Ron Mckelvy made the second. All approved.


Old Business

- City of Ringgold – nothing to report
- City of Fort Oglethorpe – nothing to report
- Nov 3 2020 General Election discussion – precinct issues were election paraphernalia inside precinct, pw should always refer to voter not person giving assistance, and always offer provisional to voter. Phil Langston made a motion to move the drop box from the pavement to a concrete pad next to the pavement. Ron made the second. All approved.


New Business

- Upcoming events – audit?/recount?/2 run off elections December 1 and January 5
- School Board Resolution for ESPLOST on March 16 – Nina Crawford made a motion to approve. Howard Long made the second. All approved.
- New monitor needed for EMS – Phil Langston made a motion to purchase a new monitor. Howard Long made the second. All approved.
- No Hearing
- Next meeting is Friday, December 4 at 4pm for Provisional and Certification with the next regular board meeting on Tuesday, December 8 at 4 pm.


Phil Langston made the motion to adjourn. Howard Long made the second. All approved.
Meeting adjourned.




Rickey Kittle




Howard Long



Phil Langston



Nina Crawford



Ron Mckelvy

CERTIFICATION OF RETURNS FOR:

NOVEMBER 3, 2020 GENERAL ELECTION

CATOOSA

(COUNTY)

Instructions: Prepare and print 4 copies of the Election Summary for the General Election (county consolidated vote totals report that is generated by EMS).
Attach copies of this consolidated certification report as follows:

1. White sheet is attached to Election Summary and returned to Secretary of State.
2. Yellow sheet is attached to Election Summary and maintained by Superintendent.
3. Pink sheet is attached to Election Summary and sent to Clerk of Superior Court.
4. Goldenrod sheet is attached to Election Summary and immediately posted at the Courthouse.

ELECTION SUMMARY MUST BE ATTACHED TO THIS FORM

We, the undersigned Superintendent/Supervisor of Elections and his/her Assistants, do jointly and severally certify that the attached Election Summary is a true and correct count of the votes cast in this County for the candidates in the General Election.

In TESTIMONY WHEREOF, We have hereunto set our hands and seals this 6th day of November, 20 20. SIGNED IN QUADRUPPLICATE.

[Signature] Assistant
[Signature] Assistant
[Signature] Assistant
[Signature] Assistant
 _____ Assistant

[Signature]
 Superintendent/Supervisor Of Elections

CERTIFICATION OF RETURNS FOR:

NOVEMBER 3, 2020 GENERAL ELECTION

CATOOSA

(COUNTY)

Instructions: Prepare and print 4 copies of the Election Summary for the General Election (county consolidated vote totals report that is generated by EMS). Attach copies of this consolidated certification report as follows:

1. White sheet is attached to Election Summary and returned to Secretary of State.
2. Yellow sheet is attached to Election Summary and maintained by Superintendent.
3. Pink sheet is attached to Election Summary and sent to Clerk of Superior Court.
4. Goldenrod sheet is attached to Election Summary and immediately posted at the Courthouse.

ELECTION SUMMARY MUST BE ATTACHED TO THIS FORM

We, the undersigned Superintendent/Supervisor of Elections and his/her Assistants, do jointly and severally certify that the attached Election Summary is a true and correct count of the votes cast in this County for the candidates in the General Election.

In TESTIMONY WHEREOF, We have hereunto set our hands and seals this 6th day of November, 20 20. SIGNED IN QUADRUPLICATE.

[Signature] Assistant
[Signature] Assistant
[Signature] Assistant
[Signature] Assistant
Assistant

[Signature]
Superintendent/Supervisor Of Elections

Election Summary Report

General Election

CATOOSA

November 03, 2020

Summary for: All Contests, All Precincts, All Tabulators, All Counting Groups

OFFICIAL & COMPLETE

Precincts Reported: 11 of 11 (100.00%)

Registered Voters: 32,756 of 45,715 (71.65%)

Ballots Cast: 32,756

President of the United States (Vote for 1) NP

Precincts Reported: 11 of 11 (100.00%)

| | Total | |
|------------|-----------------|--------|
| Times Cast | 32,756 / 45,715 | 71.65% |

| Candidate | Party | Total |
|-----------------------|-------|--------|
| Id J. Trump (I) (Rep) | | 25,167 |
| Joseph R. Biden (Dem) | | 6,932 |
| Jo Jorgensen (Lib) | | 494 |
| Total Votes | | 32,625 |

| | | Total |
|-----------------------|----------|-------|
| Loren Collins | WRITE-IN | 0 |
| Gloria La Riva | WRITE-IN | 1 |
| Barbara Bellar | WRITE-IN | 0 |
| Brian Carroll | WRITE-IN | 21 |
| David Byrne | WRITE-IN | 0 |
| Deborah Rouse | WRITE-IN | 0 |
| Don Blankenship | WRITE-IN | 1 |
| Howie Hawkins | WRITE-IN | 8 |
| Jade Simmons | WRITE-IN | 1 |
| Kasey Wells | WRITE-IN | 0 |
| Kathryn Gibson | WRITE-IN | 0 |
| Mark Charles | WRITE-IN | 0 |
| Peter Sherrill | WRITE-IN | 0 |
| President R19 Boddie | WRITE-IN | 0 |
| Shawn Howard | WRITE-IN | 0 |
| Princess Jacob-Fambro | WRITE-IN | 0 |
| Unresolved Write-In | | 0 |

US Senate (Perdue) (Vote for 1)

NP

Precincts Reported: 11 of 11 (100.00%)

| Total | | |
|------------|-----------------|--------|
| Times Cast | 32,756 / 45,715 | 71.65% |

| Candidate | Party | Total |
|---------------------------|-------|--------|
| David A. Perdue (I) (Rep) | | 24,571 |
| Jon Ossoff (Dem) | | 6,599 |
| Shane Hazel (Lib) | | 1,004 |
| Total Votes | | 32,174 |

| Total | | |
|---------------------|--|---|
| Unresolved Write-In | | 0 |

US Senate (Loeffler) - Special (Vote for 1)

NP

Precincts Reported: 11 of 11 (100.00%)

| Total | | |
|------------|-----------------|--------|
| Times Cast | 32,756 / 45,715 | 71.65% |

| Candidate | Party | Total |
|------------------------------|-------|--------|
| Al Bartell (Ind) | | 104 |
| John Buckley (Ind) | | 123 |
| Doug Collins (Rep) | | 8,238 |
| John Fortuin (Grn) | | 118 |
| Derrick E. Grayson (Rep) | | 831 |
| Michael Todd Greene (Ind) | | 213 |
| Annette Davis Jackson (Rep) | | 735 |
| Deborah Jackson (Dem) | | 1,408 |
| Jamesia James (Dem) | | 336 |
| A. Wayne Johnson (Rep) | | 570 |
| Tamara Johnson-Shealey (Dem) | | 354 |
| Matt Lieberman (Dem) | | 1,138 |
| Kelly Loeffler (I) (Rep) | | 13,577 |
| Joy Felicia Slade (Dem) | | 210 |
| Brian Slowinski (Lib) | | 354 |
| Valencia Stovall (Ind) | | 86 |
| Ed Tarver (Dem) | | 170 |
| Kandiss Taylor (Rep) | | 599 |
| Raphael Warnock (Dem) | | 2,415 |
| Richard Dien Winfield (Dem) | | 135 |
| Total Votes | | 31,714 |

| Total | | |
|---------------------|----------|---|
| Rod Mack | WRITE-IN | 0 |
| Unresolved Write-In | | 0 |

Public Service Commission District 1 (Vote for 1)

NP

Precincts Reported: 11 of 11 (100.00%)

| | | Total | |
|------------|--|-----------------|--------|
| Times Cast | | 32,751 / 45,715 | 71.64% |

| Candidate | Party | Total | |
|------------------------|-------|--------|--|
| Jason Shaw (I) (Rep) | | 24,390 | |
| Robert G. Bryant (Dem) | | 5,969 | |
| Elizabeth Melton (Lib) | | 1,252 | |
| Total Votes | | 31,611 | |

| | | Total | |
|---------------------|--|-------|--|
| Unresolved Write-In | | 0 | |

Public Service Commission District 4 (Vote for 1)

NP

Precincts Reported: 11 of 11 (100.00%)

| | | Total | |
|------------|--|-----------------|--------|
| Times Cast | | 32,751 / 45,715 | 71.64% |

| Candidate | Party | Total | |
|----------------------------------|-------|--------|--|
| Steven Bubba McDonald, Jr. (Rep) | | 23,964 | |
| Daniel Blackman (Dem) | | 6,137 | |
| Nathan Wilson (Lib) | | 1,166 | |
| Total Votes | | 31,267 | |

| | | Total | |
|---------------------|--|-------|--|
| Unresolved Write-In | | 0 | |

US House District 14 (Vote for 1)

NP

Precincts Reported: 11 of 11 (100.00%)

| | | Total | |
|------------|--|-----------------|--------|
| Times Cast | | 32,756 / 45,715 | 71.65% |

| Candidate | Party | Total | |
|------------------------------|-------|--------|--|
| Marjorie Taylor Greene (Rep) | | 24,766 | |
| Kevin Van Ausdal (Dem) | | 6,676 | |
| Total Votes | | 31,442 | |

| | | Total | |
|---------------------|--|-------|--|
| Unresolved Write-In | | 0 | |

State Senate District 53 (Vote for 1)

NP

Precincts Reported: 11 of 11 (100.00%)

| | | Total |
|------------|-----------------|--------|
| Times Cast | 32,751 / 45,715 | 71.64% |

| Candidate | Party | Total |
|-----------------------|-------|--------|
| Jeff Mullis (I) (Rep) | | 27,348 |
| Total Votes | | 27,348 |

| | | Total |
|---------------------|--|-------|
| Unresolved Write-In | | 0 |

State House District 2 (Vote for 1)

NP

Precincts Reported: 3 of 3 (100.00%)

| | | Total |
|------------|---------------|--------|
| Times Cast | 5,639 / 7,450 | 75.69% |

| Candidate | Party | Total |
|------------------------|-------|-------|
| Steve Tarvin (I) (Rep) | | 4,897 |
| Total Votes | | 4,897 |

| | | Total |
|---------------------|--|-------|
| Unresolved Write-In | | 0 |

State House District 3 (Vote for 1)

NP

Precincts Reported: 8 of 8 (100.00%)

| | | Total |
|------------|-----------------|--------|
| Times Cast | 27,112 / 38,265 | 70.85% |

| Candidate | Party | Total |
|------------------------|-------|--------|
| Dewayne Hill (I) (Rep) | | 23,054 |
| Total Votes | | 23,054 |

| | | Total |
|---------------------|--|-------|
| Unresolved Write-In | | 0 |

District Attorney - Lookout Mountain (Vote for 1)

NP

Precincts Reported: 11 of 11 (100.00%)

| | | Total |
|------------|-----------------|--------|
| Times Cast | 32,751 / 45,715 | 71.64% |

| Candidate | Party | Total |
|---------------|-------|--------|
| A. Arnt (Rep) | | 27,865 |
| Total Votes | | 27,865 |

| | | Total |
|---------------------|--|-------|
| Unresolved Write-In | | 0 |

Probate Judge (Vote for 1)

NP

Precincts Reported: 11 of 11 (100.00%)

| | | Total | |
|------------|--|-----------------|--------|
| Times Cast | | 32,751 / 45,715 | 71.64% |

| Candidate | Party | Total | |
|--------------------------------|-------|--------|--|
| Jeffrey D. Hullender (I) (Rep) | | 28,234 | |
| Total Votes | | 28,234 | |

| | | Total | |
|---------------------|--|-------|--|
| Unresolved Write-In | | 0 | |

Clerk of Superior Court (Vote for 1)

NP

Precincts Reported: 11 of 11 (100.00%)

| | | Total | |
|------------|--|-----------------|--------|
| Times Cast | | 32,751 / 45,715 | 71.64% |

| Candidate | Party | Total | |
|---------------------------------|-------|--------|--|
| Tracy Hullender Brown (I) (Rep) | | 28,149 | |
| Total Votes | | 28,149 | |

| | | Total | |
|---------------------|--|-------|--|
| Unresolved Write-In | | 0 | |

Sheriff (Vote for 1)

NP

Precincts Reported: 11 of 11 (100.00%)

| | | Total | |
|------------|--|-----------------|--------|
| Times Cast | | 32,751 / 45,715 | 71.64% |

| Candidate | Party | Total | |
|------------------------|-------|--------|--|
| Gary R. Sisk (I) (Rep) | | 28,580 | |
| Total Votes | | 28,580 | |

| | | Total | |
|---------------------|--|-------|--|
| Unresolved Write-In | | 0 | |

Tax Commissioner (Vote for 1)

NP

Precincts Reported: 11 of 11 (100.00%)

| | | Total | |
|------------|--|-----------------|--------|
| Times Cast | | 32,751 / 45,715 | 71.64% |

| Candidate | Party | Total | |
|-----------------------|-------|--------|--|
| Wayne Autry (I) (Rep) | | 28,399 | |
| Total Votes | | 28,399 | |

| | | Total | |
|---------------------|--|-------|--|
| Unresolved Write-In | | 0 | |

Coroner (Vote for 1)**NP**

Precincts Reported: 11 of 11 (100.00%)

| | | Total | |
|---------------------------------|-------|-----------------|--------|
| Times Cast | | 32,751 / 45,715 | 71.64% |
| Candidate | Party | Total | |
| James T. "Jimmy" Spurling (Rep) | | 28,322 | |
| Total Votes | | 28,322 | |
| | | Total | |
| Unresolved Write-In | | 0 | |

Chief Magistrate (Vote for 1)**NP**

Precincts Reported: 11 of 11 (100.00%)

| | | Total | |
|------------------------|-------|-----------------|--------|
| Times Cast | | 32,751 / 45,715 | 71.64% |
| Candidate | Party | Total | |
| John D. Gass (I) (Rep) | | 28,203 | |
| Total Votes | | 28,203 | |
| | | Total | |
| Unresolved Write-In | | 0 | |

County Commission Chair (Vote for 1)**NP**

Precincts Reported: 11 of 11 (100.00%)

| | | Total | |
|------------------------------|----------|-----------------|--------|
| Times Cast | | 32,751 / 45,715 | 71.64% |
| Candidate | Party | Total | |
| Steven M. Henry (I) (Rep) | | 23,834 | |
| Ernest "Ernie" Pursley (Dem) | | 7,041 | |
| Total Votes | | 31,370 | |
| | | Total | |
| | WRITE-IN | 495 | |
| Unresolved Write-In | | 0 | |

County Commission District 1 (Vote for 1)**NP**

Precincts Reported: 4 of 4 (100.00%)

| | | Total | |
|---------------------|----------|----------------|--------|
| Cast | | 7,184 / 10,458 | 68.69% |
| Candidate | Party | Total | |
| Jeff Long (I) (Rep) | | 6,027 | |
| Total Votes | | 6,143 | |
| | | Total | |
| Greg Bentley | WRITE-IN | 116 | |
| Unresolved Write-In | | 0 | |

County Commission District 3 (Vote for 1)

NP

Precincts Reported: 2 of 2 (100.00%)

| | | Total | |
|---------------------------|----------|----------------|--------|
| Times Cast | | 8,686 / 11,915 | 72.90% |
| Candidate | Party | Total | |
| Vanita C. Hullander (Rep) | | 7,197 | |
| Total Votes | | 7,510 | |
| | | Total | |
| Terry Wayne Crawford | WRITE-IN | 313 | |
| Unresolved Write-In | | 0 | |

Soil and Water - Catoosa (Vote for 3)

NP

Precincts Reported: 11 of 11 (100.00%)

| | | Total | |
|-----------------------|-------|-----------------|--------|
| Times Cast | | 32,751 / 45,715 | 71.64% |
| Candidate | Party | Total | |
| Roger Bowman, Jr. (I) | | 25,726 | |
| Total Votes | | 25,726 | |
| | | Total | |
| Unresolved Write-In | | 0 | |

Constitutional Amendment #1 (Vote for 1)

NP

Precincts Reported: 11 of 11 (100.00%)

| | | Total | |
|---------------------|-------|-----------------|--------|
| Times Cast | | 32,751 / 45,715 | 71.64% |
| Candidate | Party | Total | |
| YES | | 25,421 | |
| NO | | 5,198 | |
| Total Votes | | 30,619 | |
| | | Total | |
| Unresolved Write-In | | 0 | |

Constitutional Amendment #2 (Vote for 1)

NP

Precincts Reported: 11 of 11 (100.00%)

| | | Total | |
|---------------------|-------|-----------------|--------|
| Times Cast | | 32,751 / 45,715 | 71.64% |
| Candidate | Party | Total | |
| YES | | 22,508 | |
| NO | | 7,648 | |
| Total Votes | | 30,156 | |
| | | Total | |
| Unresolved Write-In | | 0 | |

CERTIFICATION OF RETURNS FOR WRITE IN CANDIDATES:

NOVEMBER 3, 2020

CATOOSA

(COUNTY)

Instructions: Prepare and print 4 copies of the Election Summary for the General Election (county consolidated vote totals report that is generated by EMS). Attach copies of this consolidated certification report as follows:

1. White sheet is attached to Election Summary and returned to Secretary of State.
2. Yellow sheet is attached to Election Summary and maintained by Superintendent.
3. Pink sheet is attached to Election Summary and sent to Clerk of Superior Court.
4. Goldenrod sheet is attached to Election Summary and immediately posted at the Courthouse.

ELECTION SUMMARY MUST BE ATTACHED TO THIS FORM

Name of Candidate(s)

Insert Vote Totals On Blanks Below:

| | <u>President of the United States</u> | <u>Total</u> | <u>US Senate</u> | <u>Total</u> | |
|-------|---------------------------------------|--------------|-------------------------|--------------|-------------|
| _____ | Loren Collins | 0 | Rod Mack | 0 | _____ Votes |
| _____ | Gloria La Riva | 1 | County Commission Chair | Total | _____ Votes |
| _____ | Barbara Bellar | 0 | Nick Ware | 495 | _____ Votes |
| _____ | Brian Carroll | 21 | County Commission, 1 | Total | _____ Votes |
| _____ | David Byrne | 0 | Grag Bentley | 116 | _____ Votes |
| _____ | Deborah Rouse | 0 | County Commission, 3 | Total | _____ Votes |
| _____ | Don Blankenship | 1 | Terry Wayne Crawford | 313 | _____ Votes |
| _____ | Howie Hawkins | 8 | | | _____ Votes |
| _____ | Jade Simmons | 1 | | | _____ Votes |
| _____ | Kasey Wells | 0 | | | _____ Votes |
| _____ | Kathryn Gibson | 0 | | | _____ Votes |
| _____ | Mark Charles | 0 | | | _____ Votes |
| _____ | Peter Sherrill | 0 | | | _____ Votes |
| _____ | President R19 Boddie | 0 | | | _____ Votes |
| _____ | Shawn Hoard | 0 | | | _____ Votes |
| _____ | Princess Jacob-Fambro | 0 | | | _____ Votes |
| _____ | <u>US Senate</u> | <u>Total</u> | | | |
| _____ | Rod Mack | 0 | | | |

We, the undersigned Superintendent/Supervisor of Elections and his/her Assistants, do jointly and severally certify that the attached Election Summary is a true and correct count of the votes cast in this County, and the above Write-In Votes constitute all votes cast for qualified Write-In Candidates on BMD and Absentee/Provisional Ballots.

In TESTIMONY WHEREOF, We have hereunto set our hands and seals this 5th day of November, 20 20. SIGNED IN QUADRUPPLICATE.

Assistant

Assistant

Assistant

Assistant

Howard Long
Superintendent/Supervisor Of Elections

Statewide Referendum A (Vote for 1)

INP

Precincts Reported: 11 of 11 (100.00%)

| | Total | |
|------------|-----------------|--------|
| Times Cast | 32,751 / 45,715 | 71.64% |

| Candidate | Party | Total | |
|-------------|-------|--------|--|
| YES | | 23,210 | |
| NO | | 7,272 | |
| Total Votes | | 30,482 | |

| | Total | |
|---------------------|-------|--|
| Unresolved Write-In | 0 | |

Election Summary Report

General Election

CATOOSA

November 03, 2020

Summary for: All Contests, All Districts, All Tabulators, All Counting Groups

RECOUNT

OFFICIAL AND COMPLETE

Precincts Reported: 11 of 11 (100.00%)

Registered Voters: 32,756 of 45,715 (71.65%)

Ballots Cast: 32,756

President of the United States (Vote for 1) NP

Precincts Reported: 11 of 11 (100.00%)

| | | Election Day | Advanced Vot | Absentee by | Provisional | Total | |
|---------------------------|----------|--------------|-----------------|------------------|-------------|-----------------|--------|
| Times Cast | | 6,372 | 21,166 | 5,193 | 25 | 32,756 / 45,715 | 71.65% |
| Candidate | Party | Election Day | Advanced Voting | Absentee by Mail | Provisional | Total | |
| Donald J. Trump (I) (Rep) | | 5,170 | 17,025 | 2,952 | 20 | 25,167 | |
| Joseph R. Biden (Dem) | | 976 | 3,823 | 2,130 | 3 | 6,932 | |
| Jo Jorgensen (Lib) | | 178 | 236 | 78 | 2 | 494 | |
| Total Votes | | 6,332 | 21,104 | 5,165 | 25 | 32,626 | |
| | | Election Day | Advanced Voting | Absentee by Mail | Provisional | Total | |
| Loren Collins | WRITE-IN | 0 | 0 | 0 | 0 | 0 | |
| Gloria La Riva | WRITE-IN | 0 | 1 | 0 | 0 | 1 | |
| Barbara Bellar | WRITE-IN | 0 | 0 | 0 | 0 | 0 | |
| Brian Carroll | WRITE-IN | 4 | 14 | 4 | 0 | 22 | |
| David Byrne | WRITE-IN | 0 | 0 | 0 | 0 | 0 | |
| Deborah Rouse | WRITE-IN | 0 | 0 | 0 | 0 | 0 | |
| Don Blankenship | WRITE-IN | 1 | 0 | 0 | 0 | 1 | |
| Howie Hawkins | WRITE-IN | 2 | 5 | 1 | 0 | 8 | |
| Jade Simmons | WRITE-IN | 1 | 0 | 0 | 0 | 1 | |
| Kasey Wells | WRITE-IN | 0 | 0 | 0 | 0 | 0 | |
| Kathryn Gibson | WRITE-IN | 0 | 0 | 0 | 0 | 0 | |
| Mark Charles | WRITE-IN | 0 | 0 | 0 | 0 | 0 | |
| Pat Sherrill | WRITE-IN | 0 | 0 | 0 | 0 | 0 | |
| President R19 Boddie | WRITE-IN | 0 | 0 | 0 | 0 | 0 | |
| Shawn Howard | WRITE-IN | 0 | 0 | 0 | 0 | 0 | |
| Princess Jacob-Fambro | WRITE-IN | 0 | 0 | 0 | 0 | 0 | |
| Unresolved Write-In | | 0 | 0 | 0 | 0 | 0 | |

US Senate (Perdue) (Vote for 1)

NP

Precincts Reported: 11 of 11 (100.00%)

| | Election Day | Advanced Vot | Absentee by | Provisional | Total | |
|---------------------------|--------------|-----------------|------------------|------------------|-----------------|--------|
| Times Cast | 6,372 | 21,166 | 5,193 | 25 | 32,756 / 45,715 | 71.65% |
| Candidate | Party | Election Day | Advanced Voting | Absentee by Mail | Provisional | Total |
| David A. Perdue (I) (Rep) | | 5,017 | 16,704 | 2,833 | 15 | 24,569 |
| Jon Ossoff (Dem) | | 964 | 3,695 | 1,933 | 6 | 6,598 |
| Shane Hazel (Lib) | | 303 | 561 | 137 | 1 | 1,002 |
| Total Votes | | 6,284 | 20,960 | 4,903 | 22 | 32,169 |
| | Election Day | Advanced Voting | Absentee by Mail | Provisional | Total | |
| Unresolved Write-In | 18 | 20 | 3 | 0 | 41 | |

US Senate (Loeffler) - Special (Vote for 1)

NP

Precincts Reported: 11 of 11 (100.00%)

| | Election Day | Advanced Vot | Absentee by | Provisional | Total | |
|------------------------------|--------------|-----------------|------------------|------------------|-----------------|--------|
| Times Cast | 6,372 | 21,166 | 5,193 | 25 | 32,756 / 45,715 | 71.65% |
| idate | Party | Election Day | Advanced Voting | Absentee by Mail | Provisional | Total |
| Al Bartell (Ind) | | 30 | 41 | 33 | 0 | 104 |
| Allen Buckley (Ind) | | 34 | 51 | 38 | 0 | 123 |
| Doug Collins (Rep) | | 1,570 | 5,724 | 937 | 5 | 8,236 |
| John Fortuin (Grn) | | 33 | 59 | 25 | 0 | 117 |
| Derrick E. Grayson (Rep) | | 212 | 522 | 97 | 0 | 831 |
| Michael Todd Greene (Ind) | | 56 | 120 | 36 | 1 | 213 |
| Annette Davis Jackson (Rep) | | 183 | 490 | 59 | 3 | 735 |
| Deborah Jackson (Dem) | | 216 | 824 | 367 | 1 | 1,408 |
| Jamesia James (Dem) | | 57 | 204 | 75 | 0 | 336 |
| A. Wayne Johnson (Rep) | | 151 | 363 | 54 | 2 | 570 |
| Tamara Johnson-Shealey (Dem) | | 68 | 202 | 84 | 0 | 354 |
| Matt Lieberman (Dem) | | 165 | 662 | 308 | 3 | 1,138 |
| Kelly Loeffler (I) (Rep) | | 2,621 | 9,187 | 1,760 | 4 | 13,572 |
| Joy Felicia Slade (Dem) | | 56 | 133 | 21 | 0 | 210 |
| Brian Slowinski (Lib) | | 139 | 183 | 30 | 2 | 354 |
| Valencia Stovall (ind) | | 26 | 49 | 11 | 0 | 86 |
| Ed Tarver (Dem) | | 19 | 88 | 63 | 0 | 170 |
| Kandiss Taylor (Rep) | | 164 | 393 | 40 | 2 | 599 |
| ael Warnock (Dem) | | 292 | 1,274 | 847 | 1 | 2,414 |
| Richard Dien Winfield (Dem) | | 23 | 64 | 48 | 0 | 135 |
| Total Votes | | 6,115 | 20,633 | 4,933 | 24 | 31,705 |
| | Election Day | Advanced Voting | Absentee by Mail | Provisional | Total | |
| Rod Mack | WRITE-IN | 0 | 0 | 0 | 0 | 0 |
| Unresolved Write-In | | 28 | 21 | 2 | 0 | 51 |

Public Service Commission District 1 (Vote for 1)**NP**

Precincts Reported: 11 of 11 (100.00%)

| | Election Day | Advanced Voting | Absentee by Mail | Provisional | Total | |
|------------------------|--------------|-----------------|------------------|------------------|-----------------|--------|
| Times Cast | 6,372 | 21,163 | 5,191 | 25 | 32,751 / 45,715 | 71.64% |
| Candidate | Party | Election Day | Advanced Voting | Absentee by Mail | Provisional | Total |
| Jason Shaw (I) (Rep) | | 4,911 | 16,552 | 2,910 | 16 | 24,389 |
| Robert G. Bryant (Dem) | | 818 | 3,284 | 1,863 | 4 | 5,969 |
| Elizabeth Melton (Lib) | | 382 | 680 | 187 | 3 | 1,252 |
| Total Votes | | 6,111 | 20,516 | 4,960 | 23 | 31,610 |
| | Election Day | Advanced Voting | Absentee by Mail | Provisional | Total | |
| Unresolved Write-In | 9 | 25 | 1 | 0 | 35 | |

Public Service Commission District 4 (Vote for 1)**NP**

Precincts Reported: 11 of 11 (100.00%)

| | Election Day | Advanced Voting | Absentee by Mail | Provisional | Total | |
|--------------------------------------|--------------|-----------------|------------------|------------------|-----------------|--------|
| Times Cast | 6,372 | 21,163 | 5,191 | 25 | 32,751 / 45,715 | 71.64% |
| Candidate | Party | Election Day | Advanced Voting | Absentee by Mail | Provisional | Total |
| Lauren Bubba McDonald, Jr. (I) (Rep) | | 4,820 | 16,283 | 2,846 | 14 | 23,963 |
| Daniel Blackman (Dem) | | 863 | 3,386 | 1,882 | 6 | 6,137 |
| Nathan Wilson (Lib) | | 385 | 627 | 151 | 2 | 1,165 |
| Total Votes | | 6,068 | 20,296 | 4,879 | 22 | 31,265 |
| | Election Day | Advanced Voting | Absentee by Mail | Provisional | Total | |
| Unresolved Write-In | 10 | 19 | 5 | 0 | 34 | |

US House District 14 (Vote for 1)**NP**

Precincts Reported: 11 of 11 (100.00%)

| | Election Day | Advanced Voting | Absentee by Mail | Provisional | Total | |
|------------------------------|--------------|-----------------|------------------|------------------|-----------------|--------|
| Times Cast | 6,372 | 21,166 | 5,193 | 25 | 32,756 / 45,715 | 71.65% |
| Candidate | Party | Election Day | Advanced Voting | Absentee by Mail | Provisional | Total |
| Marjorie Taylor Greene (Rep) | | 5,096 | 16,740 | 2,909 | 20 | 24,765 |
| Kevin Van Ausdal (Dem) | | 992 | 3,741 | 1,939 | 4 | 6,676 |
| Total Votes | | 6,088 | 20,481 | 4,848 | 24 | 31,441 |
| | Election Day | Advanced Voting | Absentee by Mail | Provisional | Total | |
| Unresolved Write-In | 28 | 76 | 35 | 0 | 139 | |

ate Senate District 53 (Vote for 1) NP

Precincts Reported: 11 of 11 (100.00%)

| | | Election Day | Advanced Vot | Absentee by | Provisional | Total | |
|-----------------------|-------|--------------|-----------------|------------------|-------------|-----------------|--------|
| Times Cast | | 6,372 | 21,163 | 5,191 | 25 | 32,751 / 45,715 | 71.64% |
| Candidate | Party | Election Day | Advanced Voting | Absentee by Mail | Provisional | Total | |
| Jeff Mullis (I) (Rep) | | 5,623 | 18,021 | 3,681 | 21 | 27,346 | |
| Total Votes | | 5,623 | 18,021 | 3,681 | 21 | 27,346 | |
| | | Election Day | Advanced Voting | Absentee by Mail | Provisional | Total | |
| Unresolved Write-In | | 157 | 612 | 196 | 1 | 966 | |

State House District 2 (Vote for 1) NP

Precincts Reported: 3 of 3 (100.00%)

| | | Election Day | Advanced Vot | Absentee by | Provisional | Total | |
|---------------------|-------|--------------|-----------------|------------------|-------------|---------------|--------|
| Times Cast | | 1,465 | 3,416 | 749 | 9 | 5,639 / 7,450 | 75.69% |
| Candidate | Party | Election Day | Advanced Voting | Absentee by Mail | Provisional | Total | |
| Tarvin (I) (Rep) | | 1,319 | 3,026 | 549 | 3 | 4,897 | |
| Total Votes | | 1,319 | 3,026 | 549 | 3 | 4,897 | |
| | | Election Day | Advanced Voting | Absentee by Mail | Provisional | Total | |
| Unresolved Write-In | | 16 | 36 | 22 | 0 | 74 | |

State House District 3 (Vote for 1) NP

Precincts Reported: 8 of 8 (100.00%)

| | | Election Day | Advanced Vot | Absentee by | Provisional | Total | |
|------------------------|-------|--------------|-----------------|------------------|-------------|-----------------|--------|
| Times Cast | | 4,907 | 17,747 | 4,442 | 16 | 27,112 / 38,265 | 70.85% |
| Candidate | Party | Election Day | Advanced Voting | Absentee by Mail | Provisional | Total | |
| Dewayne Hill (I) (Rep) | | 4,372 | 15,495 | 3,174 | 11 | 23,052 | |
| Total Votes | | 4,372 | 15,495 | 3,174 | 11 | 23,052 | |
| | | Election Day | Advanced Voting | Absentee by Mail | Provisional | Total | |
| Unresolved Write-In | | 64 | 279 | 140 | 1 | 484 | |

strict Attorney - Lookout Mountain (Vote for 1)**NP**

Precincts Reported: 11 of 11 (100.00%)

| | | Election Day | Advanced Vot | Absentee by | Provisional | Total | |
|---------------------|-------|--------------|-----------------|------------------|-------------|-----------------|--------|
| Times Cast | | 6,372 | 21,163 | 5,191 | 25 | 32,751 / 45,715 | 71.64% |
| Candidate | Party | Election Day | Advanced Voting | Absentee by Mail | Provisional | Total | |
| Chris A. Arnt (Rep) | | 5,644 | 18,477 | 3,722 | 21 | 27,864 | |
| Total Votes | | 5,644 | 18,477 | 3,722 | 21 | 27,864 | |

| | | Election Day | Advanced Voting | Absentee by Mail | Provisional | Total | |
|---------------------|--|--------------|-----------------|------------------|-------------|-------|--|
| Unresolved Write-In | | 72 | 227 | 89 | 1 | 389 | |

Probate Judge (Vote for 1)**NP**

Precincts Reported: 11 of 11 (100.00%)

| | | Election Day | Advanced Vot | Absentee by | Provisional | Total | |
|--------------------------|-------|--------------|-----------------|------------------|-------------|-----------------|--------|
| Times Cast | | 6,372 | 21,163 | 5,191 | 25 | 32,751 / 45,715 | 71.64% |
| Candidate | Party | Election Day | Advanced Voting | Absentee by Mail | Provisional | Total | |
| y D. Hullender (I) (Rep) | | 5,708 | 18,677 | 3,826 | 22 | 28,233 | |
| Total Votes | | 5,708 | 18,677 | 3,826 | 22 | 28,233 | |

| | | Election Day | Advanced Voting | Absentee by Mail | Provisional | Total | |
|---------------------|--|--------------|-----------------|------------------|-------------|-------|--|
| Unresolved Write-In | | 57 | 204 | 75 | 1 | 337 | |

Clerk of Superior Court (Vote for 1)**NP**

Precincts Reported: 11 of 11 (100.00%)

| | | Election Day | Advanced Vot | Absentee by | Provisional | Total | |
|---------------------------------|-------|--------------|-----------------|------------------|-------------|-----------------|--------|
| Times Cast | | 6,372 | 21,163 | 5,191 | 25 | 32,751 / 45,715 | 71.64% |
| Candidate | Party | Election Day | Advanced Voting | Absentee by Mail | Provisional | Total | |
| Tracy Hullender Brown (I) (Rep) | | 5,706 | 18,605 | 3,816 | 21 | 28,148 | |
| Total Votes | | 5,706 | 18,605 | 3,816 | 21 | 28,148 | |

| | | Election Day | Advanced Voting | Absentee by Mail | Provisional | Total | |
|---------------------|--|--------------|-----------------|------------------|-------------|-------|--|
| Unresolved Write-In | | 60 | 199 | 74 | 1 | 334 | |

eriff (Vote for 1) NP

Precincts Reported: 11 of 11 (100.00%)

| | | Election Day | Advanced Vot | Absentee by | Provisional | Total | |
|------------------------|-------|--------------|-----------------|------------------|-------------|-----------------|--------|
| Times Cast | | 6,372 | 21,163 | 5,191 | 25 | 32,751 / 45,715 | 71.64% |
| Candidate | Party | Election Day | Advanced Voting | Absentee by Mail | Provisional | Total | |
| Gary R. Sisk (I) (Rep) | | 5,730 | 18,866 | 3,958 | 23 | 28,577 | |
| Total Votes | | 5,730 | 18,866 | 3,958 | 23 | 28,577 | |
| | | Election Day | Advanced Voting | Absentee by Mail | Provisional | Total | |
| Unresolved Write-In | | 101 | 288 | 84 | 0 | 473 | |

Tax Commissioner (Vote for 1) NP

Precincts Reported: 11 of 11 (100.00%)

| | | Election Day | Advanced Vot | Absentee by | Provisional | Total | |
|-----------------------|-------|--------------|-----------------|------------------|-------------|-----------------|--------|
| Times Cast | | 6,372 | 21,163 | 5,191 | 25 | 32,751 / 45,715 | 71.64% |
| Candidate | Party | Election Day | Advanced Voting | Absentee by Mail | Provisional | Total | |
| Wayne Autry (I) (Rep) | | 5,733 | 18,777 | 3,864 | 22 | 28,396 | |
| Total Votes | | 5,733 | 18,777 | 3,864 | 22 | 28,396 | |
| | | Election Day | Advanced Voting | Absentee by Mail | Provisional | Total | |
| Unresolved Write-In | | 62 | 232 | 90 | 1 | 385 | |

Coroner (Vote for 1) NP

Precincts Reported: 11 of 11 (100.00%)

| | | Election Day | Advanced Vot | Absentee by | Provisional | Total | |
|---------------------------------|-------|--------------|-----------------|------------------|-------------|-----------------|--------|
| Times Cast | | 6,372 | 21,163 | 5,191 | 25 | 32,751 / 45,715 | 71.64% |
| Candidate | Party | Election Day | Advanced Voting | Absentee by Mail | Provisional | Total | |
| James T. "Jimmy" Spurling (Rep) | | 5,709 | 18,786 | 3,803 | 22 | 28,320 | |
| Total Votes | | 5,709 | 18,786 | 3,803 | 22 | 28,320 | |
| | | Election Day | Advanced Voting | Absentee by Mail | Provisional | Total | |
| Unresolved Write-In | | 56 | 180 | 83 | 0 | 319 | |

Chief Magistrate (Vote for 1)**NP**

Precincts Reported: 11 of 11 (100.00%)

| | | Election Day | Advanced Vot | Absentee by | Provisional | Total | |
|------------------------|-------|--------------|-----------------|------------------|-------------|-----------------|--------|
| Times Cast | | 6,372 | 21,163 | 5,191 | 25 | 32,751 / 45,715 | 71.64% |
| Candidate | Party | Election Day | Advanced Voting | Absentee by Mail | Provisional | Total | |
| John D. Gass (I) (Rep) | | 5,706 | 18,715 | 3,760 | 21 | 28,202 | |
| Total Votes | | 5,706 | 18,715 | 3,760 | 21 | 28,202 | |

| | | Election Day | Advanced Voting | Absentee by Mail | Provisional | Total | |
|---------------------|--|--------------|-----------------|------------------|-------------|-------|--|
| Unresolved Write-In | | 56 | 176 | 81 | 0 | 313 | |

County Commission Chair (Vote for 1)**NP**

Precincts Reported: 11 of 11 (100.00%)

| | | Election Day | Advanced Vot | Absentee by | Provisional | Total | |
|------------------------------|-------|--------------|-----------------|------------------|-------------|-----------------|--------|
| Times Cast | | 6,372 | 21,163 | 5,191 | 25 | 32,751 / 45,715 | 71.64% |
| Candidate | Party | Election Day | Advanced Voting | Absentee by Mail | Provisional | Total | |
| n M. Henry (I) (Rep) | | 4,864 | 16,011 | 2,940 | 18 | 23,833 | |
| Ernest "Ernie" Pursley (Dem) | | 1,094 | 4,081 | 1,859 | 5 | 7,039 | |
| Total Votes | | 5,958 | 20,092 | 4,799 | 23 | 30,872 | |

| | | Election Day | Advanced Voting | Absentee by Mail | Provisional | Total | |
|---------------------|--|--------------|-----------------|------------------|-------------|-------|--|
| WRITE-IN | | 0 | 0 | 0 | 0 | 0 | |
| Unresolved Write-In | | 123 | 405 | 47 | 0 | 575 | |

County Commission District 1 (Vote for 1)**NP**

Precincts Reported: 4 of 4 (100.00%)

| | | Election Day | Advanced Vot | Absentee by | Provisional | Total | |
|---------------------|-------|--------------|-----------------|------------------|-------------|----------------|--------|
| Times Cast | | 1,402 | 4,560 | 1,213 | 9 | 7,184 / 10,458 | 68.69% |
| Candidate | Party | Election Day | Advanced Voting | Absentee by Mail | Provisional | Total | |
| Jeff Long (I) (Rep) | | 1,226 | 3,916 | 881 | 4 | 6,027 | |
| Total Votes | | 1,226 | 3,916 | 881 | 4 | 6,027 | |

| | | Election Day | Advanced Voting | Absentee by Mail | Provisional | Total | |
|---------------------|----------|--------------|-----------------|------------------|-------------|-------|--|
| Greg Bentley | WRITE-IN | 0 | 0 | 0 | 0 | 0 | |
| Unresolved Write-In | | 24 | 142 | 53 | 0 | 219 | |

County Commission District 3 (Vote for 1)**NP**

Precincts Reported: 2 of 2 (100.00%)

| | Election Day | Advanced Voting | Absentee by Mail | Provisional | Total | |
|------------|--------------|-----------------|------------------|-------------|----------------|--------|
| Times Cast | 1,451 | 5,802 | 1,427 | 6 | 8,686 / 11,915 | 72.90% |

| Candidate | Party | Election Day | Advanced Voting | Absentee by Mail | Provisional | Total |
|---------------------------|-------|--------------|-----------------|------------------|-------------|-------|
| Vanita C. Hullander (Rep) | | 1,242 | 4,909 | 1,040 | 5 | 7,196 |
| Total Votes | | 1,242 | 4,909 | 1,040 | 5 | 7,196 |

| | Election Day | Advanced Voting | Absentee by Mail | Provisional | Total |
|----------------------|--------------|-----------------|------------------|-------------|-------|
| Terry Wayne Crawford | WRITE-IN | 0 | 0 | 0 | 0 |
| Unresolved Write-In | 61 | 312 | 61 | 0 | 434 |

Soil and Water - Catoosa (Vote for 3)**NP**

Precincts Reported: 11 of 11 (100.00%)

| | Election Day | Advanced Voting | Absentee by Mail | Provisional | Total | |
|------------|--------------|-----------------|------------------|-------------|-----------------|--------|
| Times Cast | 6,372 | 21,163 | 5,191 | 25 | 32,751 / 45,715 | 71.64% |

| Candidate | Party | Election Day | Advanced Voting | Absentee by Mail | Provisional | Total |
|-----------------------|-------|--------------|-----------------|------------------|-------------|--------|
| Roger Bowman, Jr. (I) | | 5,048 | 16,886 | 3,768 | 22 | 25,724 |
| Total Votes | | 5,048 | 16,886 | 3,768 | 22 | 25,724 |

| | Election Day | Advanced Voting | Absentee by Mail | Provisional | Total |
|---------------------|--------------|-----------------|------------------|-------------|-------|
| Unresolved Write-In | 1,121 | 3,009 | 321 | 0 | 4,451 |

Constitutional Amendment #1 (Vote for 1)**NP**

Precincts Reported: 11 of 11 (100.00%)

| | Election Day | Advanced Voting | Absentee by Mail | Provisional | Total | |
|------------|--------------|-----------------|------------------|-------------|-----------------|--------|
| Times Cast | 6,372 | 21,163 | 5,191 | 25 | 32,751 / 45,715 | 71.64% |

| Candidate | Party | Election Day | Advanced Voting | Absentee by Mail | Provisional | Total |
|-------------|-------|--------------|-----------------|------------------|-------------|--------|
| YES | | 4,855 | 16,491 | 4,053 | 20 | 25,419 |
| NO | | 1,100 | 3,430 | 666 | 2 | 5,198 |
| Total Votes | | 5,955 | 19,921 | 4,719 | 22 | 30,617 |

| | Election Day | Advanced Voting | Absentee by Mail | Provisional | Total |
|---------------------|--------------|-----------------|------------------|-------------|-------|
| Unresolved Write-In | 0 | 0 | 0 | 0 | 0 |

Constitutional Amendment #2 (Vote for 1)

NP

Precincts Reported: 11 of 11 (100.00%)

| | | Election Day | Advanced Vot | Absentee by | Provisional | Total | |
|---------------------|-------|--------------|-----------------|------------------|-------------|-----------------|--------|
| Times Cast | | 6,372 | 21,163 | 5,191 | 25 | 32,751 / 45,715 | 71.64% |
| Candidate | Party | Election Day | Advanced Voting | Absentee by Mail | Provisional | Total | |
| YES | | 4,440 | 14,713 | 3,341 | 14 | 22,508 | |
| NO | | 1,429 | 4,907 | 1,303 | 8 | 7,647 | |
| Total Votes | | 5,869 | 19,620 | 4,644 | 22 | 30,155 | |
| | | Election Day | Advanced Voting | Absentee by Mail | Provisional | Total | |
| Unresolved Write-In | | 0 | 0 | 0 | 0 | 0 | |

Statewide Referendum A (Vote for 1)

NP

Precincts Reported: 11 of 11 (100.00%)

| | | Election Day | Advanced Vot | Absentee by | Provisional | Total | |
|---------------------|-------|--------------|-----------------|------------------|-------------|-----------------|--------|
| Times Cast | | 6,372 | 21,163 | 5,191 | 25 | 32,751 / 45,715 | 71.64% |
| Candidate | Party | Election Day | Advanced Voting | Absentee by Mail | Provisional | Total | |
| YES | | 4,588 | 15,261 | 3,345 | 15 | 23,209 | |
| NO | | 1,334 | 4,611 | 1,320 | 7 | 7,272 | |
| Total Votes | | 5,922 | 19,872 | 4,665 | 22 | 30,481 | |
| | | Election Day | Advanced Voting | Absentee by Mail | Provisional | Total | |
| Unresolved Write-In | | 0 | 0 | 0 | 0 | 0 | |

CONSOLIDATED MUNICIPAL/COUNTY CERTIFICATION OF RETURNS FOR:

- SPECIAL ELECTION
- GENERAL ELECTION
- RUNOFF ELECTION

Nov 3, 2020
Date
CATOOSA
Municipality/County

Instructions: Prepare and print (4) copies of the Election Summary (county consolidated vote totals report that is generated by GEMS). Attach copies of this consolidated certification report as follows:

1. White sheet is attached to Election Summary and returned to Secretary of State.
2. Yellow sheet is attached to Election Summary and maintained by Superintendent.
3. Pink sheet is attached to Election Summary and sent to Clerk of Superior Court.
4. Goldenrod Copy is attached to Election Summary and immediately posted at the City Hall (city) or Courthouse (county)

ELECTION SUMMARY MUST BE ATTACHED TO THIS FORM

REFERENDUM QUESTIONS: Affix a copy of the complete wording of the question(s) as such appeared on the ballot. SHORT TITLE OF QUESTION(S) AS SHOWN ON ATTACHED ELECTION SUMMARY:

| | |
|---|--|
| PROPOSED CONSTITUTIONAL AMENDMENTS | - 2 - |
| - 1 - | Waives state and local sovereign immunity for violation of state laws, state and federal constitutions. |
| Authorizes dedication of fees and taxes to their intended purposes by general state law. House Resolution 164 Act No. 597 "Shall the Constitution of Georgia be amended so as to authorize the General Assembly to dedicate revenues derived from fees or taxes to the public purpose for which such fees or taxes were intended?" | House Resolution 1023 Act No. 596 "Shall the Constitution of Georgia be amended to waive sovereign immunity and allow the people of Georgia to petition the superior court for relief from governmental acts done outside the scope of lawful authority or which violate the laws of this state, the Constitution of Georgia, or the Constitution of the United States?" |
| <input type="radio"/> YES <input type="radio"/> NO | <input type="radio"/> YES <input type="radio"/> NO |

| | |
|--|---|
| QUESTION: | STATEWIDE REFERENDUM |
| _____ _____ _____ _____ _____ _____ _____ _____ _____ _____ | - A - Establishes a tax exemption for certain real property owned by charities. House Bill 344 Act No. 149 "Shall the Act be approved which provides an exemption from ad valorem taxes for all real property owned by a purely public charity, if such charity is exempt from taxation under Section 501(c)(3) of the federal Internal Revenue Code and such real property is held exclusively for the purpose of building or repairing single-family homes to be financed by such charity to individuals using loans that shall not bear interest?" |
| | <input type="radio"/> YES <input type="radio"/> NO |

This Referendum was held in accordance with (Citation of Act calling for the Election):

Local Act No. _____ Year _____

Ga. Laws page No. _____

This Referendum was held in accordance with (Citation of Act calling for the Election):

Local Act No. _____ Year _____

Ga. Laws page No. _____

We, the undersigned Superintendent/Supervisor of Elections and his/her Assistants, do jointly and severally certify that the attached Election Summary is a true and correct count of the votes cast in this City/County. In TESTIMONY WHEREOF, We have hereunto set our hands and seals this 5th day of Nov, 20. SIGNED IN QUADRUPPLICATE.

Assistant

Assistant

Assistant

Assistant

Assistant

Howard Long

Superintendent/Supervisor Of Elections